

CAPITAL IMPROVEMENTS PROGRAM

CIP OVERVIEW

The Capital Improvements Program (CIP) for FY 08-12 and the Capital Needs Assessment for FY 13-17 serve as the planning guides for County expenditures on major capital facilities and equipment needs over the next five and ten year periods respectively, and represent a balance between finite resources and an ever increasing number of competing County priorities and needs, including capital facilities.

WHAT IS THE CIP?

As part of the redesigned Capital Improvements Program process, the ten-year **Capital Needs Assessment** helps identify County capital needs that are beyond the traditional five-year CIP period. This assessment, which will be updated every other year, helps to form the basis of the five-year CIP as projects are brought forward. Projects in the out-years, FY 13-17, are not balanced to revenues, but are reviewed as potential projects in a planning stage.

The five-year **Capital Improvements Program (CIP)** is the planning guide for County expenditures on major capital facilities and equipment over the upcoming five-year period. It is based on the “physical needs” of the County as identified in the Capital Facilities Plan, which is a section of the County’s Comprehensive Plan. The Capital Improvements Program is first reviewed and approved by the Planning Commission and then recommended to the Board of Supervisors for their approval. The Board of Supervisors subsequently approves the program, and the annual CIP budget for projects to be funded in the upcoming fiscal year. The planning cycle operates on a two-year timeframe. The first year involves the assessment of all projects and development of the complete CIP; while the second year of the cycle only addresses amendments and refinements of the CIP needed to accommodate urgent or emergency projects and updated cost estimates.

The current budget year of the Capital Improvements Program is called the **Capital Budget**, and funds are appropriated on an annual basis for projects in the CIP in the same manner as funds are appropriated in the County’s annual operating budget. Those projects scheduled in the CIP for subsequent years are approved for planning purposes only and do not receive expenditure authority until they become part of the capital budget.

WHAT IS A CAPITAL PROJECT?

A **capital project** is a project which requires a minimum expenditure by the County of \$20,000, which has a useful life span of ten years or more, and which meets one or more of the following criteria:

- Provides for the acquisition or construction of any physical facility for the community, to include consultant or professional services related to acquisition or construction;
- Provides for the acquisition of equipment for any physical facility when first constructed or acquired;
- Provides for the ongoing acquisition of major capital equipment or systems, i.e., computer technology, radio systems;
- Provides for the acquisition of land or an interest in land;
- Provides for the acquisition of public utilities;
- Fund expenditures, including additions to existing facilities, which increase the square footage or value of a facility; and/or
- Fund expenditures for major maintenance or replacement projects on existing facilities.

A **capital maintenance or replacement** project is a project to repair, maintain or replace existing capital facilities for the purpose of protecting the County’s investment and minimizing future maintenance and replacement costs. To be classified as a non-recurring maintenance project, a project must have an

interval between expenditures of at least five years. Individual maintenance projects may have a minimum value of less than \$20,000. Individual maintenance, repair and replacement projects are not presented as separate CIP projects, but are submitted by departments as one line item for each year of the five-year period.

Since **technology purchases** typically have a useful life of three to five years, these purchases are funded in the Capital Budget on a “pay-as-you-go” basis from current revenues, or other, non-borrowed sources of funding, such as state revenues (when available) or other local non-General Fund revenues.

CIP PROCESS AND POLICIES

The CIP process is now a two-year planning process that begins with a detailed review of ten-year needs and the development of the five-year capital plan in the first year and a streamlined review of amendments to the existing CIP in the second year.

PHASES BY YEAR

Year 1: FY 07/08

FY 07/08 is the first year of the two-year planning cycle and involves the development of the long-range ten-year capital needs for FY 08-17, including the five-year Capital Improvements Program for FY 08-12.

As part of the Capital Improvements Program process, the FY 13-17 Capital Needs Assessment identifies County capital needs that are beyond the traditional five-year CIP. This ten-year assessment, which will be updated every other year, also forms the basis of the five-year CIP as projects are brought forward into the plan.

Year 2: FY 08/09

FY 08/09 will be the second year of the planning cycle and will involve only a streamlined review of urgent or emergency project needs and updated cost estimates for projects in the five-year window.

During the second year of the CIP cycle, minimal changes are made to the ten-year, long-range needs assessment. Changes in the first four years of the approved CIP are made only for emergency needs, or projects meeting clearly identified critical needs. A ninety-day Engineering review period is provided for any new project in the updated CIP requiring a detailed pre-planning study.

ESTABLISHED EVALUATION CRITERIA

In 1993, a Technical Review Committee was created to review department and agency capital project requests. The Committee was originally comprised of representatives from the County staff, plus one designated representative from the Planning Commission. In the FY 02-06 CIP process, two citizen members were added, plus two members of the Board of Supervisors. For the FY 04-08 process, a School Board member was added to the Technical Review Committee. The ongoing task of the Committee is to thoroughly analyze project costs, to estimate the impact of capital projects on the operating budget, and to determine the need for each project and the accuracy of its cost estimates. During the FY 06/07 budget process, the Technical Review Committee was split into two committees; the Technical Review Committee and CIP Oversight Committee. The Technical Review Committee, comprised of County staff, was tasked with reviewing the detailed, technical aspects of project requests and project status. The CIP Oversight Committee, comprised of executive level staff members, one Planning Commission member, two Board of Supervisors members, two School Board members, and one citizen member was tasked with conducting an overall review of the CIP projects.

Project evaluation criteria have been established and are used by the Technical Review Committee to rank new projects. Mandated, committed, and maintenance projects are not ranked, but are automatically funded as number one priorities. Committed projects are defined as ongoing projects that already have received funding in a prior year, but which require additional funding for completion. Projects in the five-year CIP plan that have not received any prior year funding are not considered committed projects. Consistent with the policy of restricting new projects to the fifth year, projects in the first four years already have been evaluated under these same criteria. If there have been no significant changes, the projects in the first four years will receive the same ranking.

School Division capital projects follow the same two-year CIP process and procedures as do all other County projects. The School Board prioritizes and approves future CIP school projects and submits them to the County Executive’s Office and CIP Technical Review Committee to balance within anticipated available revenues and County-wide debt management policies and capacity.

As stated in the County’s financial policies, the goal is to fund maintenance and repair projects as much as possible with current revenues, rather than through borrowed funds. It also is the County’s goal to insure that maintenance and repair projects are funded before new projects are undertaken, which is why they are considered a higher priority than new projects.

RELATIONSHIP TO APPROVED FINANCIAL POLICIES

The CIP is developed in a manner consistent with approved County financial policies that set guidelines for the Capital Improvements Program and for the funding of maintenance and replacement projects:

- **Coordinating Capital Budget with Operating Budget.** In alignment with the approved policies, the Capital Improvements Program continues to be coordinated with the operating budget process.
- **Asset Maintenance and Replacement.** The Capital Improvements Program also reflects the County’s dedication to maintaining and enhancing its capital stock by increasing the ongoing funding for maintenance and repair projects in both General Government and School Division capital improvement programs. School Division roof replacements, HVAC system replacements, and paving projects continue to be funded with twenty-year VPSA bonds.
- **Financing Capital Projects with Current Revenues.** Financial policies state that: “...the County...will...increase incrementally the percentage of its capital improvements financed by current revenues. The County’s goal will be to dedicate a minimum of 3% of the annual General Fund revenues...to the Capital Improvements Program.” As shown below, for FY 07/08, 5.3% of the General Fund is being transferred to the CIP for pay-as-you go projects.

	FY 99/00	FY 00/01	FY 01/02	FY 02/03	FY 03/04	FY 04/05	FY 05/06	FY06/07	FY07/08
(\$ in millions)									
Capital Projects	\$2.2	\$2.4	\$5.3	\$5.5	\$4.6	\$7.9	\$7.8	\$9.9	\$11.9
General Fund	\$107.8	\$120.3	\$130.9	\$140.7	\$146.3	\$162.5	\$176.6	\$198.3	\$225.9
Percentage	2.0%	2.0%	4.0%	3.9%	3.1%	4.9%	4.4%	5.0%	5.3%

Includes capital transfer increase, 0.5% revenue growth contribution, and 2.0 cent of tax rate

PROJECTIONS OF REVENUES AND DEBT SERVICE NEEDED TO SUPPORT THE CIP

To implement a more realistic plan of projects in the next five-year period, the County staff provides the Technical Review Committee with a forecast of revenues anticipated to be available and expected debt service costs needed to support the CIP projects over the next five years. Although revenue estimates may vary in either direction, the general revenue parameters and debt service requirements are used by the Committee to help prioritize and stage projects over the five-year planning and the ten-year assessment periods. Local revenues, bond proceeds and debt service costs are projected for the full ten-year assessment period, although the difficulty of accurately projecting revenues and economic conditions over such a long period of time will make these out-year revenue estimates highly variable and subject them to biennial revision.

FY 2008-2012 CIP FUNDING

The expanded CIP was a direct result of the Board of Supervisors’ increased commitment of tax revenues and one-time funds to a long-term capital investment strategy. This strategy increased the local tax revenue commitment to the CIP in three ways: increased the current General Fund transfer to the capital program each year by the rate of revenue growth, i.e., a projected 7% overall revenue increase, raises the General Fund transfer to Capital/Debt Service also by the 7% revenue growth rate; set aside an additional one-half of percentage point of operating budget growth to the capital fund; dedicated two cents of the tax rate to the capital/debt reserve each year.

ASSET MAINTENANCE AND REPLACEMENT

The Capital Improvements Program also reflects the County's dedication to maintaining and enhancing its capital stock by increasing the ongoing funding for maintenance and repair projects in both General Government and School Division Capital improvements Programs. General Government has targeted \$20.3 million, or 17.5 %, of its five-year capital budget for replacement, repair, and maintenance projects. The School Division has targeted \$23.0 million, or 23.1%, of its capital budget to be allocated for maintenance and repair projects.

DEBT LEVELS & DEBT SERVICE REQUIREMENTS

FY 08-12 CIP revenues consist primarily of borrowed funds for most school and some general government projects. Other projects were funded on a "pay-as-you-go" basis. FY 08-12 borrowed funds total \$147.5 million (66% of CIP revenues) and consist of \$89.0 million in Virginia Public School Authority (VPSA) bonds and \$58.5 million in debt obligations for general government capital projects. Ten-year compounding of the local revenue transfer significantly contributed to the County's ability to fund CIP projects with current revenues, as well as fund increasing debt service payments for both school and general government bonded projects. A total of 36% of the CIP is funded with pay-as-you-go funding, which signifies the County's continuing ability to generate, as well as commit, ongoing revenues to the Capital Improvement Program.

DEBT CAPACITY

The County's approved financial policies set two guidelines pertaining to debt capacity: total long-term debt should remain within 2% of the assessed value of taxable property and associated debt service levels should remain below 10% of General Fund and School Fund revenues. Although the recommended CIP will add an anticipated additional \$147.5 million dollars in debt over the FY 08-12 period, the additional debt service to be incurred for these amounts would still be well below the County's guidelines. For additional information on debt capacity, see Debt Management on page 203.

CONTINGENCY RESERVE

The FY 08-12 Capital Improvements Program utilizes the Capital Reserve for future capital obligations throughout the five-year program. In addition to a beginning reserve balance of \$2.1 million dollars from prior year Debt Service and Capital Reserves, the County begins its expanded capital program with a strong reserve base and a projected balance at the end of the five-year period of \$6.0 million. The Capital Reserve is to be used to maintain a reliable base of funding over the five-year CIP period to help meet unanticipated capital needs, as well as a source of funding to offset anticipated increases in construction costs for several projects, provide additional funding for emergency projects, offset any downward fluctuations in the five-year revenue projections, and/or provide a source of funding for additional infrastructure improvements which may be approved by the Board of Supervisors. See chart on page 202.

FY 2008/2012 CAPITAL IMPROVEMENTS PROGRAM

GENERAL GOVERNMENT CIP

General Government's capital investment plan for FY 2008 – FY 2012 totals \$115.9 million with approximately \$58.5 (51%) in projects to be funded with borrowed revenues.

Project Highlights:

Highlights and major changes in the General Government's FY 08-12 CIP are follows:

Courts

- Provides design and construction funding for projects at the Levy Building and Court Square.
- Provides funding for maintenance of the Old Jail, stone wall surrounding the old jail, and jailor's house to stabilize and prevent further deterioration of the structures.
- Continues funding for Court Square and Juvenile and Domestic Relations Court maintenance and replacement projects.

Public Safety

- Allocates funding for design, construction, and apparatus for the Pantops Fire Station (\$3.6 million) and Ivy Fire Station (\$5.7 million). Pantops Fire Station project assumes this station will be a joint station with the City of Charlottesville.
- Provides \$8.9 million for Volunteer Fire and Emergency Medical Service (EMS) apparatus, including \$1.3 million in FY 07/08. Funding is also provided for the purchase of a ladder truck to serve the Crozet area in FY 08/09, and to install breathing apparatus fill stations at three volunteer stations.
- Provides funding for new technology initiatives for Fire/Rescue including records management and mobile data computers.
- Continues funding of other Public Safety projects such as Police Patrol Video Cameras, Police Mobile Data Computers, and the Public Safety Training Facility.

Public Works

- Provides \$0.9 million in new funding for the third phase of renovations to the County Office Building – McIntire, and \$1.2 million in new funding to participate with the School Division in the construction of a storage facility adjacent to the Vehicle Maintenance Facility.
- Continues funding for the Ivy Landfill Remediation and Keene Landfill Closure.
- Maintenance and replacement projects at County Facilities receive \$3.4 million in funding. Funding is also provided for window replacements at COB McIntire and HVAC improvements at the health department building.

Community and Neighborhood Development

- Continues funding for urban infrastructure projects such as the Neighborhood Plan Implementation, Sidewalk Construction Program, Streetlamp Program, and Roadway Landscaping Program.
- Provides \$1M annually for the Revenue Sharing Road Program and allocates a total of \$10.6 million for Transportation Improvements.

Human Development

- Provides \$86,000 for the County's share of for the construction of a roundabout at Piedmont Virginia Community College (PVCC). The roundabout, to be constructed on College Drive, is part of PVCC's recently completed master plan.

Parks, Recreation & Culture

- Continues funding for athletic field development, greenway program, river and lake access improvements, park enhancements, and maintenance and replacement projects.
- Provides funding to construction access roads to Preddy Creek Trail Park and the Patricia Byrom Forest Preserve Park.
- Provides design (FY 09/10) and construction (FY 10/11) funding for the Crozet Growth Area Community Park Facilities and provides land acquisition funding for the Northern Urban Area Community Park.
- Continues funding the County's 10-year commitment to the Paramount Theater project
- Programs grant matching funds for the construction of the Towe/Pen Park Pedestrian Bridge (to be constructed with grant funds with the County and City of Charlottesville providing the local match) and contribution to the YMCA for the construction of a competitive pool addition.

Libraries

- Provides additional funding for construction, furniture, and books (FY 09/10) at the new Crozet Library.
- Provides funding for the County's share of maintenance and repair projects at the Central Library and Gordon Avenue Library.
- Combined the project budgets for the New Northside Library and New Library 29N Corridor beginning in FY 10/11 pending further discussion and analysis by staff and Library representatives regarding library needs in the 29 North Library area.

Technology & GIS

- Continues funding for server and IT infrastructure upgrades.
- Provides funding for the next component of the Access Albemarle project and replacement funds for the telephone switch at Court Square.

Acquisition of Conservation Easements

- When combined with the transfer from the Tourism Fund, allocates the equivalent of one cent of the real estate tax rate to the ACE Program, providing \$1.6 million in funding for FY 07/08 and a total of \$9.8 million over the five year period.

SCHOOLS CIP

Schools' capital investment plan for FY 2008 - FY 2012 totals \$99.4 million with approximately \$89.0 million (89.5%) in projects to be funded with borrowed funds.

Highlights of the Schools' FY 08-12 CIP are as follows:

- \$0.8 million for minor school addition and renovation projects;
- \$23.0 million for school maintenance and replacement projects;
- \$7.8 million for technology projects including administrative and instructional technology, as well as a wide area network upgrade;
- \$13.4 million for Greer Elementary School Renovations;
- \$11.2 million for an addition and renovations at Albemarle High School;
- \$10.3 million for an addition at Brownsville Elementary School;
- \$3.2 million to provide gymnasium HVAC and lighting replacement;
- \$5.6 million in funding for the Southern Feeder Pattern - Elementary addition/renovations ;
- \$7.5 million for a building services office/warehouse;
- \$1.7 million for an addition to the Vehicle Maintenance Facility;
- \$1.2 million for an addition to Henley Middle School; and
- \$13.7 million for an addition at Western Albemarle High School.

FY 2013 - 2017 CAPITAL NEEDS ASSESSMENT

The FY 2013- FY 2017 Capital Needs Assessment has been developed to help identify County capital needs that are beyond the traditional five-year CIP. This ten-year assessment, which will be updated every other year by the Technical and Oversight Committees, will form the basis of the five-year CIP as projects are brought forward, although identified projects may need to be pushed back in order to balance with projected revenues. It is anticipated that other more critical or emergency projects will be identified over this long-term period, which will need to be inserted into the CIP planning process. Projected revenues are shown in the "out-year" although "out-year" projects are not balanced to revenues, since changing economic conditions over a ten-year period make these revenue estimates highly variable.

The FY 13-17 Capital Needs Assessment shows \$194.0 million in long-term capital needs beyond the scope of the five-year CIP plan. Of the total \$194.0 million in identified out-year needs, \$110.8 million are General Government projects, \$5.3 million are Stormwater projects and \$78.0 million are Schools projects.

General Government FY 13-17 projects totaling \$110.8 million represent 57.1% of all the identified long-term needs. These projects include:

- \$29.5 million for Library construction and renovations;
- \$23.8 million for Community and Neighborhood Development projects including transportation and urban infrastructure funding;
- \$7.4 million in Parks and Recreation projects, including a new Northern and Southern Urban Area parks;
- \$22.3 million for Public Safety including VFD & EMS apparatus replacement and technology projects;
- \$7.9 million for maintenance and replacement projects including Courts, County facilities, Parks, and Information Technology; and
- \$15.0 million for ACE;

Stormwater Control FY 13-17 projects total \$5.3 million for drainage and basin construction and repair projects.

The School Division FY 13-17 capital needs total \$78.0 million or 40.2% of all the identified long-term needs. FY 13-17 School Division projects include:

- \$32.1 million for land acquisition and construction of a new Elementary school;
- \$11.3 million for schools maintenance and replacement projects;
- \$5.0 million for schools technology projects including administrative and instructional technology; and
- \$6.3 million for an addition to Crozet Elementary School;
- \$6.8 million for an addition to Hollymead Elementary School;
- \$6.6 million for acquisition of a middle/high school site;
- \$6.2 million for renovations/addition to southern feeder pattern elementary schools.

ADDITIONAL OPERATING BUDGET IMPACTS

Additional operating budget impacts associated with Capital Improvement projects are estimated by the requesting department at the time the project is initially submitted for review. Impacts are broken down into personnel costs, facilities annual maintenance costs, operating expenses, and capital expenses. These impacts are reviewed and updated by the requesting department on the same cycle as the CIP project and are used in the calculation of the Five-Year Financial Forecast. In the year the project is scheduled to be completed or implemented, associated operating costs are moved into the department's operating budget and additional personnel associated with the project are shown within the Summary of Position Changes located on Page 77.

Charts showing additional operating budget impacts for the Capital Improvements Program (CIP) for FY 08-12 and the Capital Needs Assessment for FY 13-17 are shown on page 200.

CIP SUMMARY

In summary, the Capital Improvements Program is a balanced plan for providing a broad range of capital facilities and service enhancements to the citizens of Albemarle County. However, given the limited resources in which an ever increasing number of competing County needs and priorities must be

financed, future capital improvements plans should reflect a carefully-crafted and long-term strategy for meeting these and other future needs.

Charts and graphs showing expenditures for all projects and anticipated revenues are shown on pages 192 through 199.

CIP PROJECT DESCRIPTIONS

The following project descriptions are lettered to correspond with recommended project funding levels shown on pages 197 and 198.

1. COURTS

- A. **Levy Building Renovation:** Renovation of 8,600 square feet and addition of 21,400 square feet to the Levy facility after the Juvenile and Domestic Relations Court moves to its new facility. The Levy Building renovations will not begin until the Juvenile and Domestic Relations Court renovations/expansion is completed.
- B. **Court Square Renovations:** Renovation of the Court Square facility to accommodate the remaining occupants in the wake of the Levy Facility renovation/expansion. An assessment is requested for FY 07/08 to ensure that the identified construction costs are accurate for programming.
- C. **Court Square – Maintenance/Replacement:** This ongoing program includes interior and exterior maintenance/replacement projects to the Court Square Building, which houses General District Court and Circuit Court. These funds will maintain structural, functional, operational, productive, secure and aesthetic integrity of County Court facilities
- D. **Juvenile & Domestic Relations Court – Maintenance/Replacement:** This ongoing program includes interior and exterior maintenance/replacement projects to the Juvenile & Domestic (J&DR) Relations Court building. The City and County jointly fund these projects. Funds will help maintain structural, functional, operational, productive, secure and aesthetic integrity of the J&DR Court facility.
- E. **Old Jail Facility Maintenance** – The Old Jail Facility has been in a stage of neglect for several years and is beginning to deteriorate to a serious degree. This project is to halt further deterioration and to stabilize the facility. Funding is also provided to allow a study to determine possible future uses and engineering design for renovation.

2. PUBLIC SAFETY

- A. **Station 12 – Hollymead Fire Station:** This project provides FY 07/08 funding for a ladder truck, tanker, and associated equipment for Station 12. This equipment need is based on a risk analysis of the development area and surrounding rural area.
- B. **Station 13 – Pantops Fire Station:** This project provides the continued contribution of funding for the future construction of the Pantops-area Fire Rescue station and associated fire rescue equipment. This station will serve the Pantops Mountain urban area and is proposed to be in conjunction with the City of Charlottesville Fire Department with apparatus and personnel being provided by both the City and the County. Details of the partnership are in the very early stages of development.
- C. **Station 14 – Ivy Fire Station:** This project provides the continued contribution of funding for the construction of the Ivy area Fire Rescue Station 14, and for the purchase of equipment (i.e. engines, ambulances, etc.).
- D. **Volunteer Fire Department & EMS Apparatus Replacement:** This project funds the replacement of volunteer fire and EMS apparatus. The apparatus replacement schedule is based on an age and mileage criteria and includes an initiative to standardize apparatus to address interoperability, reliability, and safety issues. This project replaces the previous method in which volunteer fire and rescue departments borrowed funds from a zero interest loan program established by Albemarle County.
- E. **Crozet Ladder Truck:** This project will purchase aerial apparatus for Crozet. Because of the current and proposed development in the Crozet area, an aerial apparatus is needed for access to larger structures.
- F. **Fire/Rescue Records Management and Technology:** This project includes enhanced technology support to address public safety needs that will strengthen and support the County's emergency response capabilities



and effectiveness through connectivity to all fire and rescue stations in the County and a standardization of how data is collected, analyzed, and disseminated.

- G. **Fire/Rescue Mobile Data Computers:** This project will add mobile data computers for critical fire and EMS personnel or apparatus. This technology gives fire and EMS personnel working in the community access to information necessary for a safe and efficient response to both emergency and routine calls for service.
- H. **Public Safety Training Facility:** The Public Safety Training Facility is a regional proposal (cost share to be determined after programming phase) to design and construct a joint County/City Fire, EMS, and Law Enforcement training center. The current Fire and EMS facility is located in a development area occupied by the regional jail. Law enforcement personnel currently use a facility owned and operated by a private firm. The proposed facility would accommodate the needs of Fire, EMS, and Law Enforcement personnel.
- I. **Breathing Apparatus Fill Station and Mobile Compressor:** This project will provide air cascade systems to the three fire/rescue stations that currently do not have an in-house system. The air cascade system is used to refill the air bottles that are a part of the self-contained breathing apparatus (SCBA) that provide air to firefighters while performing firefighting duties. In addition, this project will provide a mobile compressor that will be used to maintain all of the station cascade systems.
- J. **Fire/Rescue Wellness Fitness Equipment:** The County was initially awarded a grant to acquire fitness equipment in 2004 as part of a pro-active fitness and wellness program which included placement of fitness and exercise equipment at all fire/rescue stations and at both County Office Building locations. This project provides funding for the replacement of this equipment based on the projected life cycles of the equipment.
- K. **Station 8 – Seminole Trail and CARS Station:** Two existing stations, the CARS Berkmar building and the Seminole Trail Fire Station are in need of replacement in the northern urban ring of Albemarle County. This project provides funding for the construction of a replacement fire rescue station combining the two buildings into one facility.
- L. **Police Patrol Video Cameras:** The police department is requesting funding for the replacement of video cameras, currently in all “marked” patrol vehicles, at the end of their life cycle. The camera and a remote microphone record the interaction between the officer and traffic violator. The documented recording is critical to the prosecution of “Driving Under the Influence” and other serious traffic/criminal cases, as well as its administrative use in resolving complaints made against police officers by motorists.
- M. **Police Mobile Data Computers:** This project will provide for the continued funding of the Police Department Mobile Data Computer program. This program provides patrol vehicles with laptop computers and mobile data technology. These computers will improve the efficiency and effectiveness of Albemarle County Police Department services.
- N. **800 MHz Radio Replacements:** The 800 MHz radio system went “live” in late FY05/06. There are currently 834 mobile and portable radio units that are part of this system currently being used by Law Enforcement, Fire, and EMS personnel. This project provides funding to begin the replacement of the radio units at the end of their anticipated life cycle.

3. PUBLIC WORKS

- A. **County Facilities – Maintenance/Replacement:** This ongoing program includes interior and exterior maintenance/replacement projects at County facilities. These funds will maintain structural, functional, operational, productive, secure and aesthetic integrity of County facilities. County facilities include: COB McIntire, COB 5th Street, and the Old Crozet Elementary School.
- B. **Recycling Centers:** This project requests funds to construct recycling centers throughout the County. These centers will serve County residents and private haulers who choose to deliver recyclable materials including plastic, aluminum/steel, and paper. Areas that are being considered for recycling centers include Crozet, Scottsville, the Pantops area, and the Northern areas of the County.
- C. **Ivy Landfill Remediation:** This project funds the capital costs associated with the remediation of the Ivy Landfill.
- D. **Keene Landfill Closure:** This project is an environmental contingency fund to provide corrective action, if necessary, upon discovery of potential groundwater contamination. Annual monitoring of the groundwater quality is currently being provided by Public Works through the operating budget.
- E. **COB McIntire Renovations Phase 3:** This project will renovate the fourth floor offices of the County Office Building after the current occupants are relocated to the second floor.

- F. **COB McIntire Window Replacement:** This project will replace the 20+ year old windows in the County Office Building with energy efficient, architecturally and aesthetically designed windows.
- G. **Health Department HVAC Improvements:** The Health Department Building, jointly owned by the City and County, has a boiler and HVAC units in excess of 30 years old. This project calls for several improvements to the existing mechanical systems including a new boiler and the replacement of HVAC units with heat pump units. The funding requested will provide the County's 50% share for this project.
- H. **Storage Facility Construction:** The School Division currently has budgeted to construct a storage facility building. This project will provide funds to construction an additional 7,600 square feet of storage space to the planned School Division building, providing needed storage space for local government departments.

4. COMMUNITY/NEIGHBORHOOD DEVELOPMENT

- A. **Neighborhood Plan Implementation Program:** This project funds improvements in specific neighborhood plans, as well as providing funds for future neighborhood plans. These projects include sidewalks, landscaping, streetscaping, local transportation projects, and greenway projects. Future plans will be more comprehensive in identifying capital needs.
 - B. **Revenue Sharing Road Program:** Each year, the County participates in the Revenue Sharing Road Program in which the State provides funds for the construction, maintenance, and/or improvement of secondary roads.
 - C. **Hillsdale Road Connector:** This project is the extension of Zan Road (in the City of Charlottesville) to connect to Pepsi Place at the existing cul-de-sac. Ninety-five percent of this road alignment is within the City limits. This project was formerly referred to as the Seminole-Pepsi Place Connector.
 - D. **Sidewalk Construction Program:** The Sidewalk Construction Program provides annual, ongoing funding for the construction of sidewalks and other pedestrian-related improvements NOT funded in conjunction with road projects or specific neighborhood plans. Projects funded in conjunction with road projects and neighborhood plans are presented separately in the CIP. Annual funding for a general sidewalk construction program also permits greater flexibility for planning and construction of needed facilities.
-
- E. **Transportation Improvement Program - Local:** This project provides a flexible and consistent funding program to support high priority transportation projects and initiatives in the County. These are typically high cost projects requiring significant financial commitment to develop and implement. The projects are identified in the County Strategic Priority List of Secondary Road Improvements, Primary Road Priority List, Master Plan transportation improvements, and CHART. All road projects identified are the highest priority County projects which, at this time, are either not eligible for VDOT funding and/or will not be designed and constructed within the time frame desired by the County to support orderly development of the County.
 - F. **Transportation Improvement Program - Regional:** Funding for the design component and possible construction of priority transportation projects identified by the Transportation Funding Options Working Group. This Group is compiled by representatives from MPO, City of Charlottesville, County of Albemarle, VDOT, and citizens, and will prioritize projects from the MPO long range UnJam 2025 Plan and FY06 Transportation Improvements Plan.
 - G. **Roadway Landscaping Program:** New landscaping improvements and the maintenance/upgrading of existing landscaping along County roads are the components of this project. A general fund for this type of project allows for more flexibility to adjust to changes in priorities or unique circumstances. These projects will enhance the visual quality of the County.
 - H. **Streetlamp Program:** This project serves two primary purposes: (1) allows more flexible and consistent funding for public requests for street lighting projects; and (2) anticipates the need to provide street lighting along public sidewalk projects. Projects under this request correspond with

sidewalk projects funded through the Sidewalk Construction Program, as to location and funding dates.

5. HUMAN DEVELOPMENT

- A. **PVCC Roundabout:** Piedmont Virginia Community College (PVCC) recently completed an update of its master site plan which incorporates a roundabout at the proposed location. The roundabout will transition College Drive from a divided highway to a two-lane road; feed an existing parking lot, and slow traffic between the Main Academic Building and the Science and Technology Building. State policy requires that site improvements including roadways on community colleges be locally funded. The roundabout is estimated to cost \$200,000 with funding being requested from the various localities served by PVCC over a two year period.

6. PARKS, RECREATION & CULTURE

- A. **County Athletic Field Development:** This project requests funds to implement the recommendations of the County Athletic Field Study, which was first completed in 1997 and is updated annually. The Parks and Recreation Department annually discusses current and projected field needs with the various local community athletic organizations and develops a priority list for athletic field improvements that includes the construction of new playing fields, and the upgrading and lighting of existing playing fields.
- B. **Southern Urban Area Park:** This project requests funds for a new park in the southern urban area which would provide community recreation facilities. This park would include two little league baseball fields, two full size soccer fields, two basketball courts, two playground areas, and a picnic shelter with restrooms.
- C. **Park System Redesign Study:** This study will provide funds to hire a consultant to develop and perform a random citizen survey and make recommendations on improvements to the existing park system based on the findings of the survey.
- D. **Paramount Theater:** The Paramount Theater opened in December 2004. This project provides a financial contribution for restoration of the historic Paramount Theater. Some of the features of the project include: developing a three-story building adjacent to the Paramount in order to provide additional lobby space, restrooms, community space, community group meetings, corporate and private functions, and community rehearsal space, ensuring that the entire facility is accessible for persons with disabilities. Albemarle County has appropriated a total of \$231,000 in previous fiscal years for the Paramount Theater renovation.
- E. **Greenway Program:** This project requests ongoing funding to implement the County Greenway Program. These funds may be used to purchase land or easements, fund construction, or as matching funds for grants, depending on the opportunities available. While highest priority will be given to developing greenways identified in the Comprehensive Plan, other trail-related opportunities would be evaluated for funding as they occur.
- F. **River and Lake Access Improvements:** This request provides funding to improve public access to rivers and lakes in Albemarle County. FY03/04 was the first year of an on-going annual appropriation to improve public water access. These funds may be used to purchase land or easements, fund construction, or as matching funds for grants, depending on the opportunities available. While priority in the early years of this program will be to improve public access to river areas, funds will also be made available for special accessibility projects to public fishing lakes.
- G. **Crozet Growth Area Community Park Facilities:** This project will fund new community park facilities based on the planned growth of the Crozet community. Developed park facilities will include two little league baseball fields, two full size soccer fields, two basketball courts, two playground areas, picnic shelters, and restrooms.



- H. **Northern Urban Area Park:** The Northern Urban Area Park will provide new community park facilities necessary based on the planned growth of the Hollymead and northern urban area. Developed park facilities would include two little league baseball fields, two full size soccer fields, two basketball courts, two playground areas, picnic shelters and restrooms.
- I. **Preddy Creek Trail Park:** This request provides funds to develop an access road, parking area, and restroom facility to serve as a trailhead for the 563 acre County owned Preddy Creek property.
- J. **Park Enhancements:** The Park Enhancements project places a focused emphasis on enhancement to existing park facilities. Examples of projects in this request include restroom upgrades, new picnic shelters, and beach area enhancement.
- K. **North Fork Rivanna Natural Area:** This request provides funding for the purchase of 107.5 acres of land for the development of a County park that would significantly enhance the County's greenway and blueway system, and expand natural area recreation opportunities for citizens.
- L. **Parks - Maintenance/Replacement:** This project requests funding for various maintenance and replacement projects for County parks and recreation facilities. Maintenance and replacement projects generally repair and enhance existing facilities to make them more enjoyable and safer in many cases.
- M. **Cale Elementary School Playground Equipment:** The existing playground equipment at Cale Elementary School is 17 years old. Due to the decision to increase the capacity at Cale Elementary, replacement of the equipment is being requested to coincide with the anticipated completion date of the school construction. In addition, the site work would include pedestrian access to Avon Street which would connect the new pedestrian path to the west side of the street. This connection would enable the very large neighborhoods on that side of the road to have pedestrian access to the school grounds.
- N. **Patricia Byrom Forest Preserve Park:** This project provides funds to purchase approximately 21 acres to allow for access to the Patricia Byrom Forest Preserve Park which was donated to the County in 2004. The donated property did not allow adequate site distance to develop an entrance to the property off of State Route 810
- O. **Towe/Pen Park Pedestrian Bridge:** This project provides the County's share of a joint project with the City of Charlottesville to build a pedestrian bridge across the Rivanna River between Towe Park and Pen Park. The project is dependent on grant funding with the City and County combined share estimated to be 20% of the total project.
- P. **YMCA Competitive Pool Addition:** This project will provide an additional funding commitment from the County to insure a competitive swimming pool is included in the initial phase of development of a new YMCA that is currently planned. The County's commitment will be used to leverage matching funds through private donations to complete the 10 lane competitive pool estimated at \$2.5 million.

7. LIBRARIES

- A. **New Crozet Library:** This project will provide the remaining funding to construct a new library to replace the existing Crozet Library. Based on figures and guidelines from the Community Facilities Plan, the present library does not meet minimum requirements. In addition, the location of the present library does not lend itself to expansion. Without an increase in space, the library will be unable to adequately continue to meet the demands for information services.
- B. **New Library Southern Urban Area:** This project requests funding to construct a new 15,000 square foot library to serve the Southern Urban area. County population projections predict an increase in the southern area of the County. Without an increase in space, the existing libraries will be unable to adequately meet the information services demand as the population grows.
- C. **Central Library Renovation:** This project requests funding for the renovation of the Central Library. The existing library is over 20 years old and all aspects of the facility need updating. While collections have grown, so has the public's demand for technology and information systems. Renovation of the existing facility will adapt the building to be flexible for technology and enhance access to books, computers, and other information. Costs of this project will be shared with the City of Charlottesville.
- D. **Scottsville Library Expansion:** This project requests funding to renovate and expand the Scottsville Library. Based on County population projections, both the library study in December 1999 and the

County funded study in June 2001 predict a shortfall of library space. Without an increase in space, the library will be unable to adequately meet the demands for information services.

- E. **Central Library Maintenance and Repair:** This project will fund the County's share (50%) for repairs and maintenance of the heating and air condition system, elevator, roof, and interior finishes of the Central Library. Total costs of this project will be shared with the City of Charlottesville.
- F. **Gordon Avenue Library Improvements:** This project will fund the County's share (50%) for repairs and maintenance of the heating and air condition system, roof, and interior finishes of the Gordon Avenue Library.
- G. **Northern Albemarle Library Facilities:** This project combines the former New Northside Library and New Library 29N Corridor into one project and will serve as a placeholder pending further review by staff and Library representatives of the library needs in the Northern area of the County.

8. TECHNOLOGY AND GIS

- A. **County Server/Infrastructure Upgrade:** This is an on-going project (formerly titled County Computer Upgrade - Maintenance/Replacement) to fund General Government technology initiatives including network servers, hubs, switches, routers, disk storage, application packages, computers, and related hardware/software to support the networks. The broad range of technology requested attempts to focus on creation and maintenance of a high performance central networked environment, which can support access to and distribution of information to staff working both within and outside of the County Office Building.
- B. **Access Albemarle - IVR and CRM:** This project, the next add-on to Access Albemarle, will provide automated access to County data through interactive voice response and technology that will enable citizens to conduct business with County departments via the internet and telephone, including the collection of payments and fees.
- C. **New Courthouse Telephone Switch:** This project is to fund the replacement of the existing telephone and voice mail system at the Courthouse. The current system is out of date and maintenance will not longer be available.

9. ACQUISITION OF CONSERVATION EASEMENTS (ACE)

- A. **ACE Program:** The ACE Program was established by the Board of Supervisors by which the County, with available funds, can acquire conservation easements voluntarily offered by landowners. The Board of Supervisors has determined that farm and forestland, clean water and air, and scenic vistas have a public as well as private value. This program serves as one means of assuring that the County's resources are protected and efficiently used. Tourism funds are provided to purchase easements on land that is specifically related to tourism enhancement. Funding for this program is based on an allocation of one cent of the real estate tax rate.

10. STORMWATER PROJECTS

- A. **Stormwater Management Program:** The Stormwater Management Program was established to construct, repair, and maintain permanent stormwater management facilities. Stormwater management facilities include collection and conveyance structures such as ponds, basins, underground pipes, and above ground channels and ditches. These structures are part of stormwater systems designed to convey and control runoff, prevent downstream flooding, minimize soil erosion, and improve water quality in our streams. Program emphasis has shifted from constructing regional stormwater facilities that serve future land development to diverse water resource protection initiatives - including retrofitting existing development areas with stormwater management, stream repair, riparian management, illicit discharge prevention, and other watershed restoration activities.



11. SCHOOL DIVISION PROJECTS

- A. **Elementary Site Land Acquisition:** This project is to acquire the land necessary for an elementary school, in one of the growth areas to accommodate a new school and the associated recreational needs. The site should be purchased in FY13/14 at an estimated cost of \$3,000,000.
- B. **Elementary #17:** A new 400-student facility would be constructed in one of the growth areas, with an 8,000 SF gym, auxiliary spaces, and a cafeteria and library for 600 students. The school would be 69,000 square feet. No land cost is included. A separate funding request for land for an elementary school has been submitted. The school is scheduled to open in 2017.
- C. **ADA Structural Changes:** Recent changes in the requirements will necessitate changes in many facilities to allow for accessibility. An inspection was performed on all school buildings and a list of deficiencies has been compiled. Minor renovations to facilities are necessary to comply with "reasonable accommodation" requests from students and employees. The expectations and definitions of accommodation are continually changing.
- D. **Building Services Office/Warehouse:** This project will construct a new warehouse/shop/office building on a site located adjacent to the existing Vehicle Maintenance Facility. The structure will be a two-story metal building with an eave height of 25 feet. The building footprint will be 23,000 square feet, with at second floor of 23,000 square feet. The building exterior will be metal siding and metal roofing by the metal building supplier. Site work will include parking and loading dock.
- E. **Administrative Technology:** This project will provide technology to meet the administrative needs of the School Division and will provide funds to upgrade networks to meet increasing demands for greater efficiency in sharing of software and data. In addition, the Division's 500 administrative computers must be upgraded on a regular cycle to improve performance and reliability of division services. Regular replacement of the Division's twenty-five administrative servers is part of a continuing infrastructure maintenance effort.
- F. **Wide Area Network Upgrade:** This project will provide a wide area network infrastructure that meets the instructional and administrative needs of the School Division. The WAN provides access to shared central resources and the internet including online instructional materials, online SOL testing, distance learning, voice and video services, and central databases. The WAN's current 100 MB managed bandwidth may need to be upgraded to 1000 MB as demand for services increase.
- G. **Instructional Technology:** This project will provide technology to meet the School Division's (Instructional) Technology Plan. Computers in classrooms, media centers and computer labs, provide opportunities to efficiently expand on the limited time and resources of the classroom teacher and school media specialists. In addition, School networks must be upgraded and the division's 4,100 classroom and media center computers must be upgraded on a regular cycle. Network servers need to be upgraded in a number of schools each year to provide greater performance and reliability of division services. Regular replacement of the division's 70 instructional servers is part of continuing infrastructure maintenance effort. Purchase decisions are, in part, made with support issues in mind. Equipment and supplies are needed to complete these installations
- H. **Schools - Maintenance/Replacement:** This project is on-going for various maintenance and replacement projects. Critical maintenance projects were added to accommodate instructional program changes, energy conservation measures, and activities which include:
- Replacement of Brownsville, Woodbrook, and Meriwether Lewis HVAC systems;
 - New lighting upgrades;
 - Roof replacements at Hollymead, and partial roof replacements at Broadus Wood and Albemarle High School.
- I. **Technology Grant**
- J. **Gymnasium HVAC and Lighting Replacement:** Currently, eleven County gymnasiums do not have air conditioning. This project will allow air conditioning to be installed in these facilities, and also replace and upgrade the existing lighting and painting for the identified facilities.
- K. **Greer Elementary School Renovations:** To accommodate 561 students at Greer Elementary School, about 36,200 SF will be added to the building. The additions will include a new Gymnasium and a two-story classroom wing. Phase I is the renovation and the gym addition. Renovations to the existing building include: adding interior doors to all classrooms; dividing

existing classrooms into a Resource classroom and an Office or Storage room; expanding the Media Center by capturing some adjacent corridor space and other support spaces; expanding the existing cafeteria and kitchen into the adjacent multi-purpose space; and converting several existing classrooms into administration/guidance space and fifth grade support spaces. Phase II includes additional parking to be constructed. Funding for furniture replacement in the existing building is included in the project. The entire project will be designed in the first year to insure proper access to the addition and to avoid having to go through the site approval process twice.

- L. **Henley Auxiliary PE/Meeting Space:** Approximately 4,000 SF will be added to Henley Middle School to provide a multi-purpose Physical Education and meeting space. This new facility will be a large multi-use room, approximately 4,000 SF. The new space could hold a group of three classes for one lecture and provide room for the additional gym space that is needed for a 900-student middle school.
- M. **Elementary #18:** A new 400-student facility would be constructed in one of the growth areas, with an 8,000 SF gym, auxiliary spaces, and a cafeteria and library for 600 students. The school would be 69,000 square feet. No land cost is included. A separate funding request for land for an elementary school has been submitted, should a proffer of land not be received through rezoning
- N. **Albemarle High School Addition/Renovation:** To expand the capacity of Albemarle High School to 1,732, which is an increase of 128 students, approximately 29,000 SF will be added to the building. The additions will include 6 Regular Classrooms, 3 Science Classrooms, 1 Learning Labs and associated spaces such as teacher planning rooms, faculty toilets, offices, storage, mechanical and electrical rooms, etc. Other additions include an expanded Lobby for the Gym, an expanded Cafeteria seating area, and expansions to the locker rooms. Areas to be renovated include expanding the Guidance area into an adjacent classroom and improvements to student circulation. Replacement and additional parking will also be included with the project in addition to the refurbishment of the auditorium, which will include new seats, stage floor, curtains, sound system and aisle carpet.
- O. **Brownsville Elementary Addition:** Construct a 28,000 square foot addition to Brownsville to increase the capacity from 456 to 646. The addition includes 10 regular classrooms, 1 self-contained classroom, 4 resource rooms, 5 offices, and 1 faculty workroom. The addition also included additional kitchen and cafeteria space and a new gymnasium with stage and faculty support space. The existing gym will be renovated into a multi-purpose resource space, a music classroom and storage. Site work includes additional parking and relocated play areas.
- P. **Crozet Elementary Addition:** This project is divided into two phases. Phase I is site improvements to reconfigure the front parking and bus loop to provide a separation of bus unloading and parent pickup/drop off area, as well as provide additional parking to replace parking lost in the reconfiguration and to meet current demand. Phase II is the construction of a 14,500 square foot addition to Crozet Elementary to increase the capacity from 342 to 513. The addition includes 9 regular classrooms, 4 resource rooms, 2 offices and faculty workroom. The cafeteria with stage will continue to be used for assemblies, which will accommodate half of the new students at one time. The cafeteria can accommodate the required kitchen expansion without external additions. One existing classroom will be converted to resource rooms.
- Q. **Hollymead Elementary Addition:** To increase the capacity of Hollymead Elementary School from 488 to 640 students, approximately 17,250 square feet will be added to the building. The additions will include 5 regular classrooms, 1 Pre-K Handicapped, Resource rooms, Offices and Faculty Workrooms. Required site work includes additional parking spaces, relocating 2 play areas and 1 mobile classroom.
- R. **Sutherland Middle School:** To increase the capacity of Sutherland Middle School to 731 students, approximately 4,800 square feet will be added to the building. The addition will include 4 regular classrooms, an ISS Room, several offices, storage and a mechanical/electrical room. The existing ISS Room will be renovated into a corridor connection to the addition.
- S. **Western Albemarle High School Addition:** Construct a 27,000 square foot addition to Western Albemarle High school to increase the capacity from 1,036 to 1,235. The addition will include 5 regular classrooms, 4 small classrooms, 3 science rooms, 1 learning lab, associated spaces such as teacher planning rooms, faculty toilets, offices, storage, mechanical and electrical rooms, and an expanded commons seating area. Renovations include converting the present administration and guidance areas into classrooms, adding a stair between the commons and the second floor, adding lockers, renovations to the kitchen serving line and the "front suite"; larger windows in existing classrooms. Site work includes relocation of the entrance loop and additional parking, windows replacement in the original building is also included in this project.

- T. **Land Purchase – Middle/High School Site:** Acquire land for projected needs for a new middle and high school in the North 29 Corridor. Approximately 100 acres would be needed to accommodate the two schools and the associated athletic and recreational needs. Site assessment costs for appraisers, engineers, topo survey and borings are in FY13/14 and the land purchase costs are in FY14/15.
- U. **Gym Floors:** Several county elementary schools have floor tile gym floors, rather than wooden gym floors. This project will replace existing tile gym floors at Broadus Wood, Meriwether Lewis, Red Hill, Scottsville, Stone Robinson and Woodbrook with wooden gym floors. Wood floors provide deflection and are therefore, more compatible with athletic and physical education activities, and are more durable and slip resistant than tile floors.
- V. **Southern Feeder Pattern-Elementary Additions/Renovations:** The previous CIP included a project at Red Hill Elementary School, which involved an addition of approximately 15,000 SF, including 8 classrooms, a new media center and other support spaces. This addition would have increased the capacity from 162 to 252. The previous CIP also included a project for Scottsville Elementary, which would add 6 classrooms and new auxiliary spaces. This addition would have increased the capacity from 180 to 252. The project budgets of each project were combined to create the Southern Feeder Pattern Elementary Additions & Renovations Project. It is anticipated that during the review process in two years, the ultimate scope of the projects, or project, will be determined.
- W. **Vehicle Maintenance Facility Addition:** Phase A of this project will create an additional 40 employee parking spaces between the existing shop and the lower lot and add another 20 to 40 spaces for shop cars. Phase B will construct a storage addition to the existing Vehicle Maintenance Facility. The approximate dimensions will be 20' x 52' by 25' high. There will be no plumbing and minimally conditioned space. Phase C is to repair and resurface upper parking area, where the main concern is the traffic loop around the VMF Shop, to pave the gravel areas at the Annex (wash bay) and provide lighting in the upper bus lot, north of the VMF Shop and in the lower parking lot, north of VMF. Phase D is to construct an automatic wash for buses utilizing recycled water.

CIP OVERSIGHT COMMITTEE

Mr. Lindsay G. Dorrier, Jr., Board of Supervisors
 Mr. David C. Wyant, Board of Supervisors
 Ms. Barbara Massie Mouly, Albemarle County School Board
 Mr. Jon Stokes, Albemarle County School Board
 Mr. Pete Craddock, Planning Commission
 Mr. Chris Lee, R.E. Lee Associates, Representing the Chamber of Commerce
 Ms. Roxanne White, Assistant County Executive
 Mr. Thomas C. Foley, Assistant County Executive
 Dr. E. Diane Behrens, Executive Director of Support Services (School Division)
 Mr. Richard Wiggans, Director, Finance

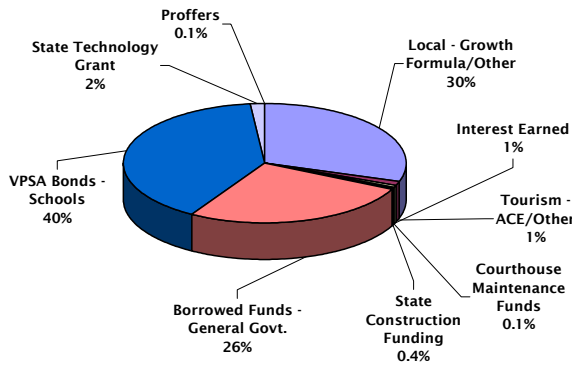
CIP TECHNICAL REVIEW COMMITTEE

Mr. Leslie Al Reaser, Director of Building Services (School Division)
 Mr. Jackson Zimmermann, Executive Director of Fiscal Services, Albemarle County Schools
 Mr. Melvin A. Breeden, Director, Office of Management & Budget
 Mr. David Benish, Chief of Planning
 Mr. George Shadman, Director, General Services
 Ms. Laura F. Vinzant, Budget Analyst (OMB)
 Ms. Brenda K. Neitz, Budget Analyst (OMB)
 Mr. Steven A. Allshouse, Fiscal Impact Planner (OMB)

FY 2007/08 - 2011/12 Recommended Capital Improvements Program

FY 2007/08 - 2011/12 CIP Revenues

\$219,756,000



CIP Revenues (\$ in thousands)

FY 08-12

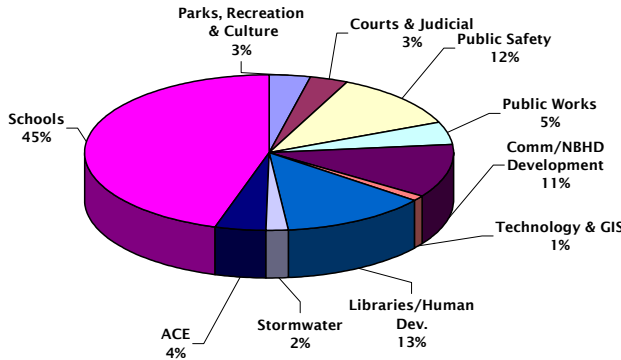
Local - Growth Formula/Other	67,064
Tourism - ACE/Other	2,506
Interest Earned	1,500
Courthouse Maintenance Funds	169
State Construction Funding	997
Borrowed Funds - General Govt.	58,531
VPSA Bonds - Schools	89,023
State Technology Grant	3,500
Use of Reserves	-3,834
Proffers	300

TOTAL CIP REVENUES \$219,756

* Reflects \$3.834 million allocation to reserves

FY 2007/08 - 2011/12 CIP Expenditures

\$219,756,000



CIP Expenditures (\$ in thousands)

FY 08-12

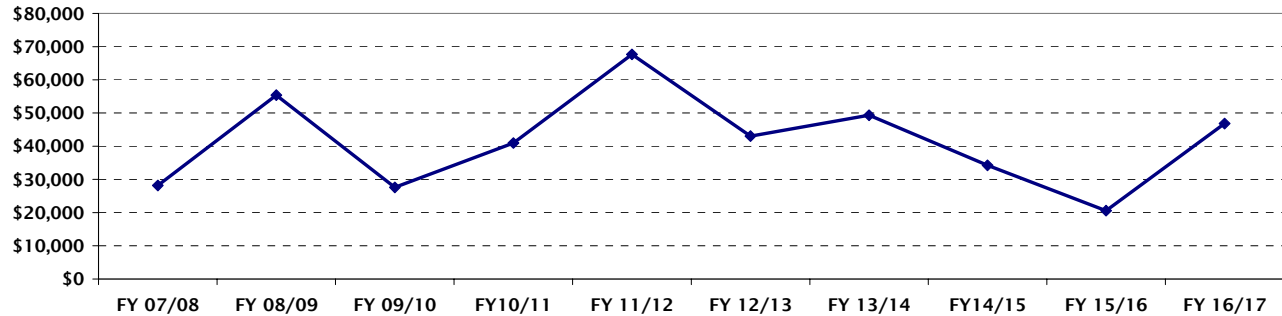
Parks, Recreation & Culture	7,853
Courts & Judicial	7,188
Public Safety	26,140
Public Works	10,287
Comm/NBHD Development	24,514
Technology & GIS	2,400
Libraries/Human Dev.	27,687
Stormwater	4,475
ACE	9,789
Schools	99,423

TOTAL CIP EXPENDITURES \$219,756

* Totals may not agree due to rounding.

FY 2007/08 – 2011/12 RECOMMENDED Capital Improvements Program & FY 2012/13 – 2016/17 Capital Needs Assessment

TOTAL CIP FUND
(\$ in thousands)

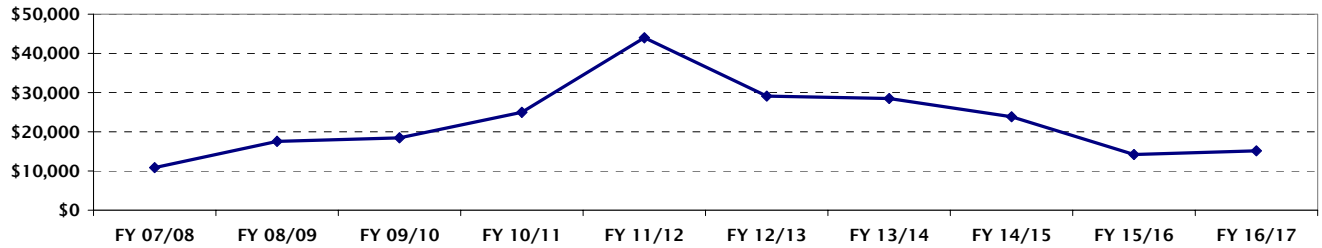


	FY 07/08	FY 08/09	FY 09/10	FY 10/11	FY 11/12	FY 08-12 TOTAL	FY 12/13	FY 13/14	FY 14/15	FY 15/16	FY 16/17	FY 13-17 Out-Years
REVENUES												
Local Revenues - Growth Formula	11,912	11,568	9,837	11,915	11,832	57,064	10,210	10,866	11,062	12,923	16,862	61,923
Other Transfers to CIP	2,000	2,000	2,000	2,000	2,000	10,000	2,000	2,000	2,000	2,000	2,000	10,000
Tourism Fund Revenues - ACE/Other	472	486	501	516	531	2,506	547	564	581	598	616	2,906
Interest Earned	300	300	300	300	300	1,500	300	300	300	300	300	1,500
Courthouse Maintenance Funds	32	33	34	35	36	169	37	38	39	40	42	196
Northside Library Lease Revenue Re-Apply	0	0	0	0	0	0	200	200	200	200	200	1,000
General Fund Proffers	0	0	0	0	0	0	1,197	0	0	0	0	1,197
School Fund Proffers	100	100	100	0	0	300	0	0	0	0	0	0
State Construction Funding	197	200	200	200	200	997	200	200	200	200	200	1,000
Borrowed Funds - General Government	3,129	5,184	5,662	15,139	29,417	58,531	15,978	16,930	12,450	2,852	3,589	51,799
VPSA Bonds - Schools	14,403	35,114	6,184	12,618	20,704	89,023	10,980	18,188	8,183	4,020	29,053	70,424
State Technology Grant	700	700	700	700	700	3,500	700	0	0	0	0	700
Use of Reserve	-5,060	-287	2,054	-2,481	1,938	-3,834	684	22	-758	-2,542	-6,055	-8,649
TOTAL REVENUES	28,185	55,398	27,572	40,942	67,659	219,756	43,034	49,307	34,257	20,591	46,807	193,996
PROJECTS												
General Government	10,862	17,564	18,473	24,964	43,995	115,858	29,119	28,484	23,839	14,201	15,144	110,787
Stormwater	725	800	950	1,000	1,000	4,475	1,000	1,000	1,000	1,000	1,250	5,250
Schools	<u>16,598</u>	<u>37,034</u>	<u>8,149</u>	<u>14,978</u>	<u>22,664</u>	<u>99,423</u>	<u>12,915</u>	<u>19,823</u>	<u>9,418</u>	<u>5,390</u>	<u>30,413</u>	<u>77,959</u>
TOTAL PROJECTS	28,185	55,398	27,572	40,942	67,659	219,756	43,034	49,307	34,257	20,591	46,807	193,996
CUMULATIVE OPERATING BUDGET IMPACT												
General Government	0	2,867	3,875	4,679	6,326	17,747	7,753	8,522	9,564	9,915	10,447	46,202
Stormwater	0	0	0	0	0	0	0	0	0	0	0	0
Schools	0	<u>1,981</u>	<u>2,345</u>	<u>2,560</u>	<u>2,696</u>	<u>9,582</u>	<u>3,057</u>	<u>3,198</u>	<u>3,597</u>	<u>3,718</u>	<u>3,853</u>	<u>17,423</u>
TOTAL OPERATING BUDGET IMPACT	0	4,848	6,220	7,239	9,022	27,329	10,810	11,720	13,161	13,633	14,300	63,625

FY 2007/08 - 2011/12 RECOMMENDED Capital Improvements Program & FY 2012/13 - 2016/17 Capital Needs Assessment

GENERAL GOVERNMENT CIP FUND

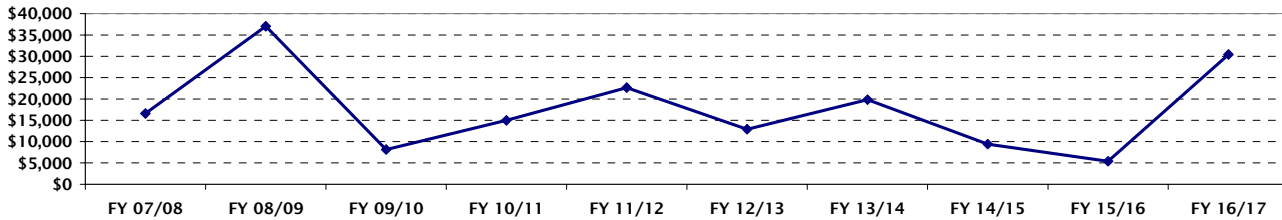
(\$ in thousands)



	FY 07/08	FY 08/09	FY 09/10	FY 10/11	FY 11/12	FY 08-12 Total	FY 12/13	FY 13/14	FY 14/15	FY 15/16	FY 16/17	FY 13-17 Out-Years
REVENUES												
Local Revenues - General Fund	10,089	9,948	8,022	9,555	9,872	47,486	8,275	8,531	9,127	10,853	14,552	51,338
Other Transfers to CIP	2,000	2,000	2,000	2,000	2,000	10,000	2,000	2,000	2,000	2,000	2,000	10,000
Use of Reserves/Surplus	-5,060	-287	2,054	-2,481	1,938	-3,834	684	22	-758	-2,542	-6,055	-8,649
Tourism Fund Revenues	472	486	501	516	531	2,506	547	564	581	598	616	2,906
Interest Earned - General Government	200	200	200	200	200	1,000	200	200	200	200	200	1,000
Courthouse Maintenance Funds	32	33	34	35	36	169	37	38	39	40	42	196
Northside Library Lease Revenue Re-Apply	0	0	0	0	0	0	200	200	200	200	200	1,000
Proffers	0	0	0	0	0	0	1,197	0	0	0	0	1,197
Borrowed Funds - Courts Expansion	0	0	0	517	5,223	5,740	1,633	0	0	0	0	1,633
Borrowed Funds - Northern Fire Station	816	0	0	0	0	816	0	0	0	0	0	0
Borrowed Funds - Pantops Fire Station	0	0	2,275	1,251	0	3,526	0	0	0	0	0	0
Borrowed Funds - Ivy Fire Station	0	0	282	5,405	0	5,687	0	0	0	0	0	0
Borrowed Funds - Fire Apparatus	1,328	747	2,262	2,348	2,165	8,850	2,805	935	1,725	1,529	3,589	10,583
Borrowed Funds - Crozet Ladder Truck	0	1,138	0	0	0	1,138	0	0	0	0	0	0
Borrowed Funds - Fire/Police Range	0	1,050	0	0	0	1,050	0	0	0	0	0	0
Borrowed Funds - Seminole Tr/CARS Building	0	0	0	0	0	0	460	5,340	0	0	0	5,800
Borrowed Funds - Storage Facility	0	1,240	0	0	0	1,240	0	0	0	0	0	0
Borrowed Funds - Recreation Facilities	0	0	0	0	0	0	0	0	0	0	0	0
Borrowed Funds - Southern Area Park	0	0	0	0	0	0	0	0	2,211	0	0	2,211
Borrowed Funds - Crozet Community Park	0	0	0	1,859	0	1,859	0	0	0	0	0	0
Borrowed Funds - Northern Park	0	0	0	1,101	0	1,101	2,047	0	0	0	0	2,047
Borrowed Funds - Server Upgrades	345	360	375	380	390	1,850	0	0	0	0	0	0
Borrowed Funds - Ivy Landfill	640	649	468	468	468	2,693	0	0	0	0	0	0
Borrowed Funds - Northern Albemarle Libraries	0	0	0	1,810	21,171	22,981	4,452	0	0	0	0	4,452
Borrowed Funds - Crozet Library	0	0	0	0	0	0	0	0	0	0	0	0
Borrowed Funds - Southern Library	0	0	0	0	0	0	0	754	8,133	1,323	0	10,210
Borrowed Funds - Central Library	0	0	0	0	0	0	823	9,287	381	0	0	10,491
Borrowed Funds - Scottsville Library	0	0	0	0	0	0	3,758	614	0	0	0	4,372
Total Revenues	10,862	17,564	18,473	24,964	43,995	115,858	29,119	28,484	23,839	14,201	15,144	110,787
PROJECTS												
Courts & Judicial	314	475	424	632	5,343	7,188	1,768	118	143	145	145	2,319
Public Safety	2,273	3,280	5,589	9,541	5,457	26,140	4,895	7,934	2,570	2,313	4,568	22,280
Public Works	1,685	2,749	2,237	1,678	1,938	10,287	1,503	1,448	1,518	1,258	1,268	6,995
Community & Neighborhood Development	2,979	5,266	5,974	5,257	5,038	24,514	5,190	4,357	4,859	4,861	4,562	23,829
Human Development	43	43	0	0	0	86	0	0	0	0	0	0
Parks, Recreation & Culture	883	449	633	3,541	2,347	7,853	3,811	824	2,837	643	660	8,775
Libraries	163	3,162	1,295	1,810	21,171	27,601	9,033	10,655	8,514	1,323	0	29,525
Technology & GIS	895	360	375	380	390	2,400	405	415	425	425	425	2,095
Acquisition of Conservation Easements	1,627	1,780	1,946	2,125	2,311	9,789	2,514	2,733	2,973	3,233	3,516	14,969
Total Projects	10,862	17,564	18,473	24,964	43,995	115,858	29,119	28,484	23,839	14,201	15,144	110,787
CUMULATIVE OPERATING BUDGET IMPACT												
Courts & Judicial	0	0	0	0	0	0	0	0	0	0	0	0
Public Safety	0	2,399	3,289	3,875	5,342	14,905	5,605	5,882	6,171	6,474	6,794	30,926
Public Works	0	100	155	220	235	710	250	310	325	325	350	1,560
Community & Neighborhood Development	0	28	65	150	123	366	132	148	148	131	164	723
Human Development	0	0	0	0	0	0	0	0	0	0	0	0
Parks & Recreation	0	61	79	137	321	599	279	515	661	618	663	2,734
Libraries	0	141	147	155	161	604	1,341	1,517	2,107	2,211	2,318	9,494
Technology & GIS	0	104	105	105	106	420	106	107	108	109	109	539
Acquisition of Conservation Easements	0	34	35	37	38	143	41	43	45	47	50	226
Total Operating Budget Impact	0	2,867	3,875	4,679	6,326	17,747	7,753	8,522	9,564	9,915	10,447	46,202

FY 2007/08 - 2011/12 RECOMMENDED Capital Improvements Program & FY 2011/12 - 2016/17 Capital Needs Assessment

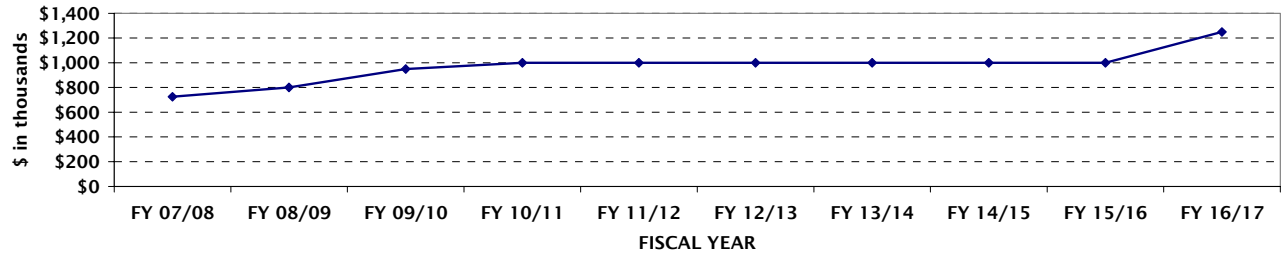
SCHOOLS CIP FUND
(\$ in thousands)



	FY 07/08	FY 08/09	FY 09/10	FY 10/11	FY 11/12	Total FY08-12	FY 12/13	FY 13/14	FY 14/15	FY 15/16	FY 16/17	Out-Years FY 13-17
REVENUES												
Local Revenues - General Fund	1,098	820	865	1,360	960	5,103	935	1,335	935	1,070	1,060	5,335
Interest Earned - Schools	100	100	100	100	100	500	100	100	100	100	100	500
Proffers	100	100	100	0	0	300	0	0	0	0	0	0
State Construction Funding - Schools	197	200	200	200	200	997	200	200	200	200	200	1,000
VPSA Bonds - Schools	14,403	35,114	6,184	12,618	20,704	89,023	10,980	18,188	8,183	4,020	29,053	70,424
State Technology Grant	700	700	700	700	700	3,500	700	0	0	0	0	700
Total Revenues	16,598	37,034	8,149	14,978	22,664	99,423	12,915	19,823	9,418	5,390	30,413	77,959
REQUESTED PROJECTS FUNDED FROM CURRENT REVENUES												
Schools - Maintenance/Replacement - Pay as you go	450	475	500	525	525	2,475	490	500	500	500	500	2,490
ADA Structural Changes	20	20	40	10	10	100	20	10	10	20	10	70
Wide Area Network Upgrade	400	0	0	400	0	800	0	400	0	0	0	400
Administrative Technology	175	175	175	175	175	875	175	175	175	200	200	925
Instructional Technology	450	550	550	550	550	2,650	550	550	550	650	650	2,950
State Technology Grant	700	700	700	700	700	3,500	700	0	0	0	0	700
Subtotal	2,195	1,920	1,965	2,360	1,960	10,400	1,935	1,635	1,235	1,370	1,360	7,535
REQUESTED PROJECTS FUNDED FROM BORROWED FUNDS												
Elementary Site Land Acquisition	0	0	0	0	0	0	25	3,000	0	0	0	3,025
Elementary #17	0	0	0	0	0	0	0	0	0	2,000	27,070	29,070
Building Services Office/Warehouse	2,470	5,020	0	0	0	7,490	0	0	0	0	0	0
Additional High School Capacity	0	0	0	0	0	0	0	0	0	0	0	0
WAHS Window Replacement	0	0	0	0	0	0	0	0	0	0	0	0
Schools - Maintenance/Replacement - Financed	7,639	3,928	3,566	3,130	2,249	20,512	3,361	1,245	1,683	2,020	483	8,792
Gymnasium HVAC and Lighting Replacement	1,195	100	1,943	0	0	3,238	0	0	0	0	0	0
Greer Elementary School Renovations	840	5,140	80	7,308	0	13,368	0	0	0	0	0	0
Henley Auxiliary PE/Meeting Space	0	0	200	980	0	1,180	0	0	0	0	0	0
Elementary #18	0	0	0	0	0	0	0	0	0	0	1,500	1,500
Albemarle High School Addition/Renovation	900	10,316	0	0	0	11,216	0	0	0	0	0	0
Additional Elementary Capacity	0	0	0	0	0	0	0	0	0	0	0	0
Brownsville Elementary Addition	859	9,415	0	0	0	10,274	0	0	0	0	0	0
Crozet Elementary Addition	0	45	395	0	0	440	562	5,789	0	0	0	6,351
Hollymead Elementary Addition	0	0	0	0	0	0	680	6,150	0	0	0	6,830
Sutherland Middle School	0	0	0	0	0	0	200	1,904	0	0	0	2,104
Western Albemarle HS Addition	0	0	0	1,200	12,546	13,746	0	0	0	0	0	0
Land Purchase - Middle/High School Site	0	0	0	0	0	0	0	100	6,500	0	0	6,600
Gym Floors	0	0	0	0	274	274	0	0	0	0	0	0
Southern Feeder Pattern-Elem. Add./Renovations	0	0	0	0	5,635	5,635	6,152	0	0	0	0	6,152
Vehicle Maintenance Facility Addition	500	1,150	0	0	0	1,650	0	0	0	0	0	0
Subtotal for Bonded Projects	14,403	35,114	6,184	12,618	20,704	89,023	10,980	18,188	8,183	4,020	29,053	70,424
TOTAL PROJECTS	16,598	37,034	8,149	14,978	22,664	99,423	12,915	19,823	9,418	5,390	30,413	77,959
CUMULATIVE OPERATING BUDGET IMPACT												
Schools	0	1,981	2,345	2,560	2,696	9,582	3,057	3,198	3,597	3,718	3,853	17,423

FY 2007/08 – 2011/12 RECOMMENDED Capital Improvements Program & FY 2012/13 – 2016/17 Capital Needs Assessment

STORMWATER CIP FUND (\$ in thousands)



	FY 07/08	FY 08/09	FY 09/10	FY 10/11	FY 11/12	FY 08-12 TOTAL	FY 12/13	FY 13/14	FY 14/15	FY 15/16	FY 16/17	FY 13-17 OUT-YEARS
Revenues												
Local Revenues - General Fund	725	800	950	1,000	1,000	4,475	1,000	1,000	1,000	1,000	1,250	5,250
TOTAL REVENUES	725	800	950	1,000	1,000	4,475	1,000	1,000	1,000	1,000	1,250	5,250
Projects												
Stormwater Control Program	725	800	950	1,000	1,000	4,475	1,000	1,000	1,000	1,000	1,250	5,250
TOTAL PROJECTS	725	800	950	1,000	1,000	4,475	1,000	1,000	1,000	1,000	1,250	5,250
Cumulative Operating Budget Impact												
* Stormwater Control Program	0	0	0	0	0	0	0	0	0	0	0	0
TOTAL OPERATING BUDGET	0	0	0	0	0	0	0	0	0	0	0	0

* The impact on the operating budget of the Stormwater Control Program is unknown at this time.

FY 2007/08 – 2011/12 RECOMMENDED Capital Improvements Program & FY 2012/13 – 2016/17 Capital Needs Assessment

SUMMARY OF PROJECTS
(\$ in thousands)

Desc. Project	FY 07/08	FY 08/09	FY 09/10	FY 10/11	FY 11/12	FY 08-12 TOTAL	FY 12/13	FY 13/14	FY 14/15	FY 15/16	FY 16/17	FY 13-17 Out-Years	Total CIP FY 08-17
1. Courts													
A. Levy Building Renovation	-	79	-	517	5,097	5,693	-	-	-	-	-	-	5,693
B. Court Square Renovations	-	-	-	-	126	126	1,633	-	-	-	-	1,633	1,759
C. Court Square - Maintenance/Replacement	100	100	100	100	105	505	120	100	125	125	125	595	1,100
D. J&DR Court - Maintenance/Replacement	15	15	15	15	15	75	15	18	18	20	20	91	166
E. Old Jail Facility Maintenance	199	281	309	-	-	789	-	-	-	-	-	-	789
Subtotal, Courts	314	475	424	632	5,343	7,188	1,768	118	143	145	145	2,319	9,507
2. Public Safety													
A. Station 12 - Northside Fire Station	816	-	-	-	-	816	-	-	-	-	-	-	816
B. Station 13 - Pantops Fire Station	-	-	2,275	1,251	58	3,584	-	-	-	-	-	-	3,584
C. Station 14 - East Ivy Station	-	-	282	5,405	-	5,687	-	-	-	-	-	-	5,687
D. VFD Fire & EMS Apparatus Repl.	1,328	747	2,262	2,348	2,165	8,850	2,805	935	1,725	1,529	3,589	10,583	19,433
E. Crozet Ladder Truck	-	1,138	-	-	-	1,138	-	-	-	-	-	-	1,138
F. Fire/Rescue Records Management & Technology	-	-	-	-	1,028	1,028	175	131	138	145	152	741	1,769
G. Fire/Rescue Mobile Data Computers	-	200	220	230	240	890	-	110	116	121	127	474	1,364
H. Public Safety Training Facility	-	1,050	-	171	-	1,221	247	-	-	-	-	247	1,468
I. Breathing Apparatus Fill Stations & Mobile Compressor	-	-	-	-	137	137	-	-	-	-	-	-	137
J. Fire/Rescue Wellness Fitness Equipment	-	-	-	-	-	-	228	68	24	26	27	373	373
K. Seminole Trail / CARS Station Replacement	-	-	-	-	-	-	460	5,340	-	-	-	5,800	5,800
L. Police Patrol Video Cameras	129	145	-	26	207	507	230	254	62	64	250	860	1,367
M. Police Mobile Data Computers	-	-	550	110	67	727	439	785	194	117	112	1,647	2,374
N. 800 MHz Radio Replacements	-	-	-	-	1,555	1,555	311	311	311	311	311	1,555	3,110
Subtotal, Public Safety	2,273	3,280	5,589	9,541	5,457	26,140	4,895	7,934	2,570	2,313	4,568	22,280	48,420
3. Public Works													
A. County Facilities - Maintenance/Replacement	660	610	585	760	760	3,375	735	680	750	790	800	3,755	7,130
B. Recycling Centers	250	250	250	350	350	1,450	-	-	-	-	-	-	1,450
C. Ivy Landfill Remediation	640	649	468	468	468	2,693	468	468	468	468	468	2,340	5,033
D. Keene Landfill Closure	100	-	-	100	-	200	-	-	-	-	-	-	200
E. COB McIntire Phase 3	-	-	934	-	-	934	-	-	-	-	-	-	934
F. COB McIntire Window Replacement	-	-	-	-	360	360	300	300	300	-	-	900	1,260
G. Health Department HVAC Improvements	35	-	-	-	-	35	-	-	-	-	-	-	35
H. Storage Facility Construction	-	1,240	-	-	-	1,240	-	-	-	-	-	-	1,240
Subtotal, Public Works	1,685	2,749	2,237	1,678	1,938	10,287	1,503	1,448	1,518	1,258	1,268	6,995	17,282
4. Community/Neighborhood Development													
A. Neighborhood Plan Implementation Program	100	1,350	1,650	1,050	1,050	5,200	1,050	1,050	1,050	1,050	750	4,950	10,150
B. Revenue Sharing Road Program	1,000	1,000	1,000	1,000	1,000	5,000	1,000	1,000	1,000	1,000	1,000	5,000	10,000
C. Hillsdale Road Connector	-	-	-	-	-	-	100	-	-	-	-	-	100
D. Sidewalk Construction Program	82	422	524	760	534	2,322	515	-	500	500	500	2,015	4,337
E. Transportation Improvement Program - Local	1,625	2,125	2,125	2,125	2,125	10,125	2,125	2,125	2,125	2,125	2,125	10,625	20,750
F. Transportation Improvement Program - Regional	100	100	100	100	100	500	125	125	125	125	125	625	1,125
G. Roadway Landscaping Program	24	220	524	170	175	1,113	220	-	-	-	-	220	1,333
H. Streetlamp Program	48	49	51	52	54	254	55	57	59	61	62	294	548
Subtotal, Community/Nbhd. Development	2,979	5,266	5,974	5,257	5,038	24,514	5,190	4,357	4,859	4,861	4,562	23,829	48,343
5. Human Development													
A. PVCC Roundabout	43	43	-	-	-	86	-	-	-	-	-	-	86
Subtotal, Human Development	43	43	-	-	-	86	-	-	-	-	-	-	86
6. Parks, Recreation & Culture													
A. County Athletic Field Development	40	42	44	46	48	220	50	52	54	56	58	270	490
B. Southern Urban Area Park	-	-	-	-	-	-	1,197	215	2,211	-	-	3,623	3,623
C. Park System Redesign Study	-	-	-	100	-	100	-	-	-	-	-	-	100
D. Paramount Theater	33	33	33	-	-	99	-	-	-	-	-	-	99
E. Greenway Program	50	50	50	50	50	250	50	50	50	50	50	250	500
F. River and Lake Access Improvements	35	35	35	35	35	175	35	35	35	35	35	175	350
G. Crozet Growth Area Community Park Facilities	-	-	181	1,859	-	2,040	-	-	-	-	-	-	2,040
H. Northern Urban Area Community Park	-	-	-	1,101	199	1,300	2,047	-	-	-	-	2,047	3,347
I. Preddy Creek Trail Park	198	-	-	-	-	198	-	-	-	-	-	-	198
J. Park Enhancements	79	100	100	100	125	504	125	150	150	150	150	725	1,229
K. North Fork Rivanna Natural Area	-	-	-	-	-	-	57	57	57	57	57	285	285
L. Parks - Maintenance/Replacement	118	189	190	250	240	987	250	265	280	295	310	1,400	2,387
M. Cale Elementary School Playground Replacement	130	-	-	-	-	130	-	-	-	-	-	-	130
N. Patricia Byrom Forest Preserve Park	200	-	-	-	-	200	-	-	-	-	-	-	200
O. Towe/Pen Park Pedestrian Bridge	-	-	-	-	400	400	-	-	-	-	-	-	400
P. YMCA Competitive Pool Addition	-	-	-	-	1,250	1,250	-	-	-	-	-	-	1,250
Subtotal, Parks, Recreation & Culture	883	449	633	3,541	2,347	7,853	3,811	824	2,837	643	660	8,775	16,628
7. Libraries													
A. New Crozet Library	-	2,923	1,240	-	-	4,163	-	-	-	-	-	-	4,163
B. New Library Southern Urban Area	-	-	-	-	-	-	-	754	8,133	1,323	-	10,210	10,210
C. Central Library Renovation	-	-	-	-	-	-	823	9,287	381	-	-	10,491	10,491
D. Scottsville Library Expansion	-	-	-	-	-	-	3,758	614	-	-	-	4,372	4,372
E. Central Library Repair/Maint	159	91	55	-	-	305	-	-	-	-	-	-	305
F. Gordon Ave. Library Improvements	4	148	-	-	-	152	-	-	-	-	-	-	152
G. Northern Albemarle Library Facilities	-	-	-	-	1,810	21,171	4,452	-	-	-	-	4,452	27,433
Subtotal, Libraries	163	3,162	1,295	1,810	21,171	27,601	9,033	10,655	8,514	1,323	-	29,525	57,126
8. Technology and GIS													
A. County Server/Infrastructure Upgrade	345	360	375	380	390	1,850	405	415	425	425	425	2,095	3,945
B. Access Albemarle - IVR and CRM	500	-	-	-	-	500	-	-	-	-	-	-	500
C. New Phone Switch - Courthouse	50	-	-	-	-	50	-	-	-	-	-	-	50
Subtotal, Technology and GIS	895	360	375	380	390	2,400	405	415	425	425	425	2,095	4,495
9. Acquisition of Conservation Easements													
A. ACE Program - Tourism Fund	350	350	350	350	350	1,750	350	350	350	350	350	1,750	3,500
B. ACE Program - County	1,277	1,430	1,596	1,775	1,961	8,039	2,164	2,383	2,623	2,883	3,166	13,219	21,258
Subtotal, ACE Program	1,627	1,780	1,946	2,125	2,311	9,789	2,514	2,733	2,973	3,233	3,516	14,969	24,758
General Government Projects Subtotal	10,862	17,564	18,473	24,964	43,995	115,858	29,119	28,484	23,839	14,201	15,144	110,787	226,645

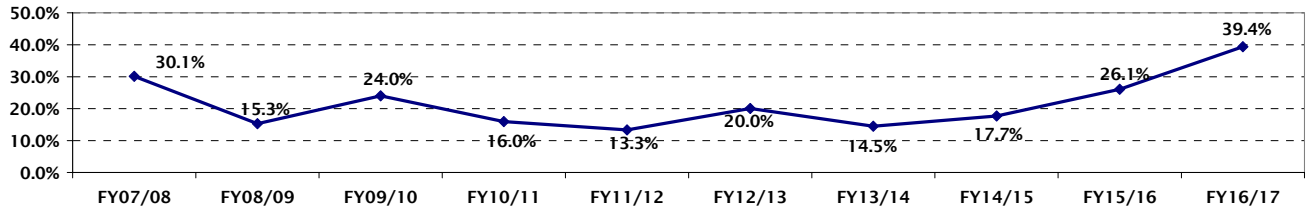
SUMMARY OF PROJECTS
(\$ in thousands)

Desc. Project	FY 07/08	FY 08/09	FY 09/10	FY 10/11	FY 11/12	FY 08-12 TOTAL	FY 12/13	FY 13/14	FY 14/15	FY 15/16	FY 16/17	FY 13-17 Out-Years	Total CIP FY 08-17
10. Stormwater Control													
A. Stormwater Control Program	725	800	950	1,000	1,000	4,475	1,000	1,000	1,000	1,000	1,250	5,250	9,725
Subtotal, Stormwater Control	725	800	950	1,000	1,000	4,475	1,000	1,000	1,000	1,000	1,250	5,250	9,725
11. Schools													
A. Elementary Site Land Acquisition	-	-	-	-	-	-	25	3,000	-	-	-	3,025	3,025
B. Elementary #17	-	-	-	-	-	-	-	-	-	2,000	27,070	29,070	29,070
C. ADA Structural Changes	20	20	40	10	10	100	20	10	10	20	10	70	170
D. Building Services Office/Warehouse	2,470	5,020	-	-	-	7,490	-	-	-	-	-	-	7,490
E. Administrative Technology	175	175	175	175	175	875	175	175	175	200	200	925	1,800
F. Wide Area Network Upgrade	400	-	-	400	-	800	-	400	-	-	-	400	1,200
G. Instructional Technology	450	550	550	550	550	2,650	550	550	550	650	650	2,950	5,600
H. Schools - Maintenance/Replacement - Financed	7,639	3,928	3,566	3,130	2,249	20,512	3,361	1,245	1,683	2,020	483	8,792	29,304
Schools - Maintenance/Replacement - Pay as you go	450	475	500	525	525	2,475	490	500	500	500	500	2,490	4,965
I. Technology Grant	700	700	700	700	700	3,500	700	-	-	-	-	700	4,200
J. Gymnasium HVAC and Lighting Replacement	1,195	100	1,943	-	-	3,238	-	-	-	-	-	-	3,238
K. Greer Elementary School Renovations	840	5,140	80	7,308	-	13,368	-	-	-	-	-	-	13,368
L. Henley Auxiliary PE/Meeting Space	-	-	200	980	-	1,180	-	-	-	-	-	-	1,180
M. Elementary #18	-	-	-	-	-	-	-	-	-	-	1,500	1,500	1,500
N. Albemarle High School Addition/Renovation	900	10,316	-	-	-	11,216	-	-	-	-	-	-	11,216
O. Brownsville Elementary Addition	859	9,415	-	-	-	10,274	-	-	-	-	-	-	10,274
P. Crozet Elementary Addition	-	45	395	-	-	440	562	5,789	-	-	-	6,351	6,791
Q. Hollymead Elementary Addition	-	-	-	-	-	-	680	6,150	-	-	-	6,830	6,830
R. Sutherland Middle School	-	-	-	-	-	-	200	1,904	-	-	-	2,104	2,104
S. Western Albemarle HS Addition	-	-	-	1,200	12,546	13,746	-	-	-	-	-	-	13,746
T. Land Purchase - Middle/High School Site	-	-	-	-	-	-	-	100	6,500	-	-	6,600	6,600
U. Gym Floors	-	-	-	-	274	274	-	-	-	-	-	-	274
V. Southern Feeder Pattern-Elem. Add./Renovations	-	-	-	-	5,635	5,635	6,152	-	-	-	-	6,152	11,787
W. Vehicle Maintenance Facility Addition	500	1,150	-	-	-	1,650	-	-	-	-	-	-	1,650
Subtotal, Schools	16,598	37,034	8,149	14,978	22,664	99,423	12,915	19,823	9,418	5,390	30,413	77,959	177,382
TOTAL RECOMMENDED PROJECTS	28,185	55,398	27,572	40,942	67,659	219,756	43,034	49,307	34,257	20,591	46,807	193,996	413,752

FY 2007/08 - 2011/12 RECOMMENDED Capital Improvements Program & FY 2012/13 - 2016/17 Capital Needs Assessment

General Government - Maintenance/Replacement

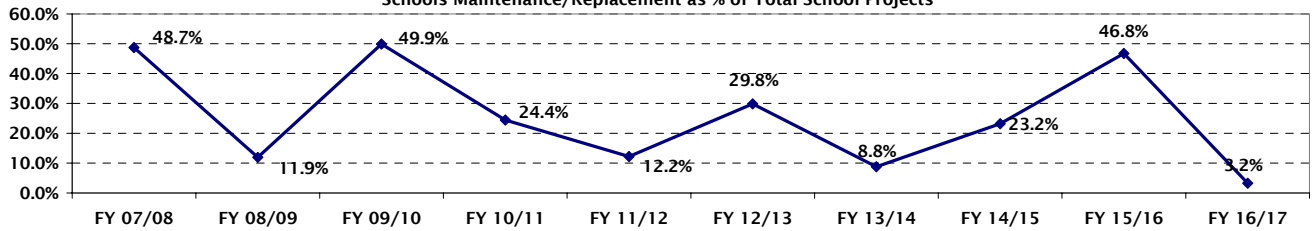
General Government Maintenance/Replacement as % of Total General Government Projects



	FY07/08	FY08/09	FY09/10	FY10/11	FY11/12	TOTAL FY 08-12	FY12/13	FY13/14	FY14/15	FY15/16	FY16/17	FY 13-17 Out-Years
Court Square - Maintenance/Replacement	100	100	100	100	105	505	120	100	125	125	125	595
J&DR Court - Maintenance/Replacement	15	15	15	15	15	75	15	18	18	20	20	91
Old Jail Facility Maintenance	199	281	309	0	0	789	0	0	0	0	0	0
Fire/Rescue Apparatus Replacement	1,328	747	2,262	2,348	2,165	8,850	2,805	935	1,725	1,529	3,589	10,583
Fire/Rescue Wellness Fitness Equipment Replacement	0	0	0	0	0	0	228	68	24	26	27	373
Police Patrol Video Cameras	129	145	0	26	207	507	230	254	62	64	250	860
Police Mobile Data Computers	0	0	550	110	67	727	439	785	194	117	112	1,647
800 MHz Radio Replacements	0	0	0	0	1,555	1,555	311	311	311	311	311	1,555
County Facilities - Maintenance/Replacement	660	610	585	760	760	3,375	735	680	750	790	800	3,755
COB McIntire Window Replacements	0	0	0	0	360	360	300	300	300	0	0	900
Health Department HVAC Replacement	35	0	0	0	0	35	0	0	0	0	0	0
Parks - Maintenance/Replacement	118	189	190	250	240	987	250	265	280	295	310	1,400
Cale Elementary Playground Equipment Replacement	130	0	0	0	0	130	0	0	0	0	0	0
Libraries - Maintenance/Replacement	163	239	55	0	0	457	0	0	0	0	0	0
Courthouse Telephone Switch Replacement	50	0	0	0	0	50	0	0	0	0	0	0
County Server/Infrastructure Upgrade	345	360	375	380	390	1,850	405	415	425	425	425	2,095
General Govt. Maintenance/Replacement	3,272	2,686	4,441	3,989	5,864	20,252	5,838	4,131	4,214	3,702	5,969	23,854
Total General Government Projects	10,862	17,564	18,473	24,964	43,995	115,858	29,119	28,484	23,839	14,201	15,144	110,787
% of Projects	30.1%	15.3%	24.0%	16.0%	13.3%	17.5%	20.0%	14.5%	17.7%	26.1%	39.4%	21.5%

Schools - Maintenance Replacement

Schools Maintenance/Replacement as % of Total School Projects



	FY 07/08	FY 08/09	FY 09/10	FY 10/11	FY 11/12	FY08-12 TOTAL	FY 12/13	FY 13/14	FY 14/15	FY 15/16	FY 16/17	FY13-17 Out-Years
Schools Maintenance/Replacement	8,089	4,403	4,066	3,655	2,774	22,987	3,851	1,745	2,183	2,520	983	11,282
Total School Projects	16,598	37,034	8,149	14,978	22,664	99,423	12,915	19,823	9,418	5,390	30,413	77,959
% of Projects	48.7%	11.9%	49.9%	24.4%	12.2%	23.1%	29.8%	8.8%	23.2%	46.8%	3.2%	14.5%

FY 2007/08 - 2011/12 RECOMMENDED Capital Improvements Program & FY 2012/13 - 2016/17 Capital Needs Assessment

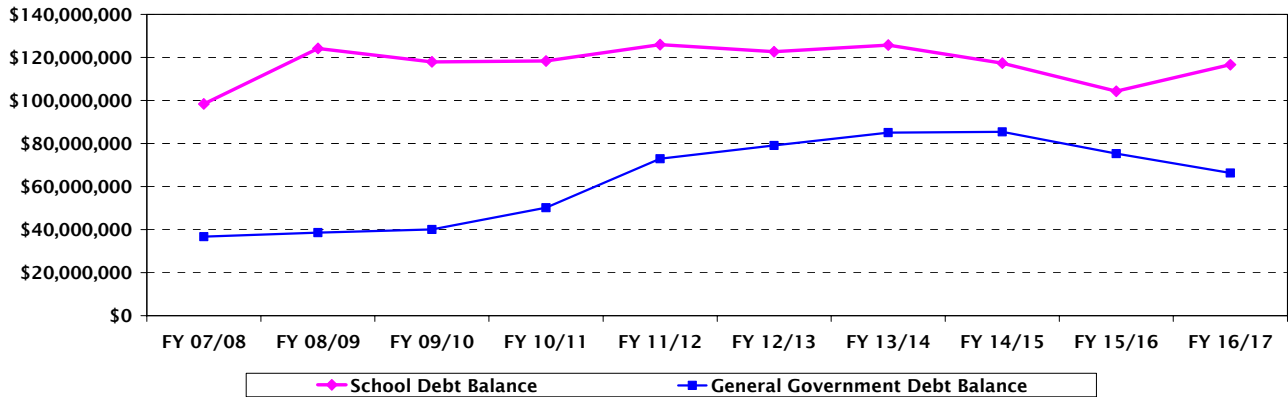
ADDITIONAL OPERATING BUDGET IMPACT
(\$ in thousands)

FUNCTIONAL AREA	FY 07/08	FY 08/09	FY 09/10	FY 10/11	FY 11/12	Total CIP FY 08-12	FY 12/13	FY 13/14	FY 14/15	FY 15/16	FY 16/17	FY 13-17 Out-Years
GENERAL GOVERNMENT												
Courts & Judicial (None)												
Public Safety												
Station 12 - Northside Fire Station	0	884	928	975	1,023	3,810	1,075	1,128	1,185	1,244	1,306	5,937
Station 13 - Pantops Fire Station	0	1,238	1,979	2,078	2,182	7,478	2,291	2,406	2,526	2,653	2,785	12,662
Station 14 - East Ivy Station	0	0	0	425	1,645	2,070	1,727	1,813	1,904	1,999	2,099	9,542
Crozet Ladder Truck	0	183	284	300	315	1,082	330	347	364	382	402	1,825
Fire Rescue Records Management & Technology	0	0	0	0	72	72	76	79	79	83	83	401
Public Safety Training Center	0	91	93	95	99	378	102	104	108	108	114	535
Breathing Apparatus Fill Stations/Mobile Compressor	0	0	0	0	4	4	4	4	5	5	5	23
Police Video Cameras	0	4	4	2	2	12	0	0	0	0	0	0
Subtotal, Public Safety	0	2,399	3,289	3,875	5,342	14,905	5,605	5,882	6,171	6,474	6,794	30,926
Public Works												
Recycling Centers	0	100	155	220	235	710	250	310	325	325	350	1,560
Subtotal, Public Works	0	100	155	220	235	710	250	310	325	325	350	1,560
Community & Neighborhood Development												
Neighborhood Plan Implementation Program	0	10	19	25	30	84	31	31	31	31	32	156
Sidewalk Construction Program	0	14	30	87	43	174	40	45	50	55	60	250
Roadway Landscaping Program	0	0	10	30	40	80	50	60	55	45	40	250
Street Lamp Program	0	4	6	8	10	28	11	12	12	0	32	67
Subtotal, Community & Neighborhood Development	0	28	65	150	123	366	132	148	148	131	164	723
Human Development (None)												
Parks, Recreation & Culture												
County Athletic Field Development	0	11	22	34	46	113	60	74	89	104	119	446
Southern Urban Area Park	0	0	0	0	0	0	0	0	187	107	112	405
Greenway Program	0	5	10	16	22	53	28	34	41	48	55	206
River and Lake Access Improvements	0	31	33	67	70	201	74	107	112	117	123	533
Crozet Growth Area Community Park Facilities	0	0	0	0	162	162	92	97	101	106	110	506
Northern Urban Area Community Park	0	0	0	0	0	0	0	178	102	107	112	498
Preddy Creek Trail Park	0	12	13	13	14	52	14	15	16	16	17	78
Park Enhancements	0	2	2	2	2	18	10	10	13	13	16	62
Subtotal, Parks, Recreation & Culture	0	61	79	137	321	599	279	515	661	618	663	2,734
Libraries												
Northern Albemarle Library Facilities	0	0	0	0	0	0	1,173	1,232	1,293	1,358	1,426	6,482
New Crozet Library	0	141	147	155	161	604	168	174	181	188	195	906
New Library Southern Urban Area	0	0	0	0	0	0	0	0	516	542	568	1,626
Scottsville Library Expansion	0	0	0	0	0	0	0	111	117	123	129	480
Subtotal, Libraries	0	141	147	155	161	604	1,341	1,517	2,107	2,211	2,318	9,494
Technology & GIS												
Interactive Voice Response/Customer Relationship Mgmt.	0	100	100	100	100	400	100	100	100	100	100	500
New Courthouse Telephone Switch	0	4	5	5	6	20	6	7	8	9	9	39
Subtotal, Technology & GIS	0	104	105	105	106	420	106	107	108	109	109	539
Acquisition of Conservation Easements												
Acquisition of Conservation Easements	0	34	35	37	38	143	41	43	45	47	50	226
GENERAL GOVERNMENT SUBTOTAL	0	2,867	3,875	4,679	6,326	17,747	7,753	8,522	9,564	9,915	10,447	46,202
STORMWATER CONTROL (None)												
SCHOOL FUND												
Elementary #17	0	0	0	0	0	0	0	0	0	0	0	0
Building Services Office/Warehouse	0	0	111	117	122	350	140	147	154	162	170	773
Administrative Technology	0	246	259	272	285	1,062	298	311	324	337	358	1,628
Wide Area Network Upgrade	0	773	773	773	773	3,092	773	773	773	773	773	3,865
Instructional Technology	0	962	1,009	1,056	1,103	4,130	1,150	1,107	1,244	1,291	1,338	6,130
Cymansium HVAC & Lighting Replacement	0	0	0	0	35	35	36	39	40	43	44	202
Greer Elementary School Renovations	0	0	58	62	64	184	191	201	211	222	233	1,058
Henley Auxiliary PE/Meeting Space	0	0	0	0	20	20	21	22	24	24	26	117
Albemarle High School Addition/Renovation	0	0	0	138	145	283	159	168	175	184	193	879
Brownsville Elementary Addition	0	0	135	142	149	426	156	162	169	176	183	846
Crozet Elementary Addition	0	0	0	0	0	0	0	0	90	94	100	284
Hollymead Elementary Addition	0	0	0	0	0	0	0	0	88	92	98	278
Sutherland Middle School	0	0	0	0	0	0	0	0	24	25	27	76
Western Albemarle High School Addition	0	0	0	0	0	0	133	140	147	154	161	735
Southern Feeder Pattern Elementary	0	0	0	0	0	0	0	128	134	141	149	552
SCHOOLS SUBTOTAL	0	1,981	2,345	2,560	2,696	9,582	3,057	3,198	3,597	3,718	3,853	17,423
TOTAL OPERATING BUDGET IMPACT	0	4,848	6,220	7,239	9,022	27,329	10,810	11,720	13,161	13,633	14,300	63,625

Additional Operating Impacts By Type	FY 07/08	FY 08/09	FY 09/10	FY 10/11	FY 11/12	Total FY 08-12	FY 12/13	FY 13/14	FY 14/15	FY 15/16	FY 16/17	FY 13-17 Out-Years
Personnel Costs	0	1,999	2,990	3,567	4,888	13,443	6,338	6,883	7,860	8,252	8,664	37,996
Facilities Maintenance	0	296	456	675	717	2,143	836	999	1,119	1,153	1,250	5,357
Operations	0	2,553	2,774	2,974	3,343	11,645	3,636	3,757	4,098	4,228	4,386	20,105
Capital Expenses	0	0	0	23	74	97	0	81	85	0	0	166
Total Operating Budget Impact	0	4,848	6,220	7,239	9,022	27,329	10,810	11,720	13,161	13,633	14,300	63,625
Additional FTE's	0	20	19	25	3	67	31	5	16	0	0	52

FY 2007/08 - 2011/12 RECOMMENDED Capital Improvements Program & FY 2012/13 - 2016/17 Capital Needs Assessment

DEBT BALANCE - TOTAL OBLIGATED DEBT
(\$ in thousands)

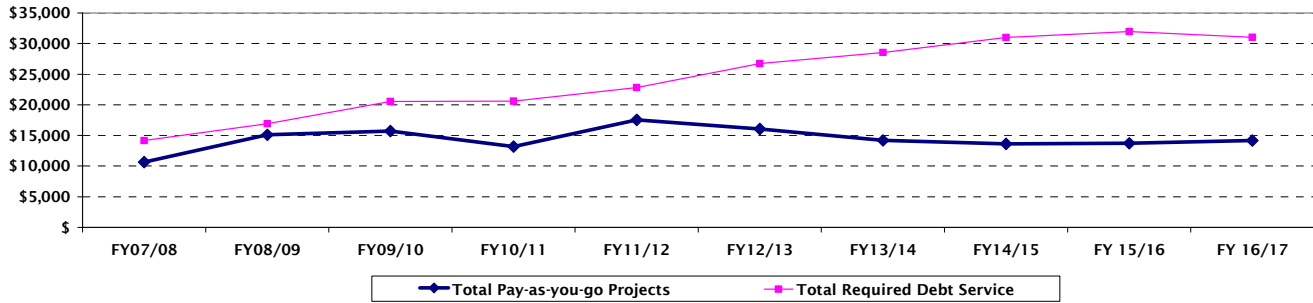


	FY 07/08	FY 08/09	FY 09/10	FY 10/11	FY 11/12	FY 08-12 TOTAL	FY 12/13	FY 13/14	FY 14/15	FY 15/16	FY 16/17	FY 13-17 Out-Years
General Government Projects												
Beginning Debt Balance	20,534	36,719	38,586	40,015	50,172		72,920	79,114	85,052	85,368	75,307	
Anticipated Issuance	17,644	5,184	5,662	15,139	29,417		15,978	16,930	12,450	2,852	3,589	
Total Debt Balance	38,179	41,903	44,248	55,154	79,589		88,898	96,044	97,502	88,220	78,896	
Retired Debt	1,460	3,317	4,233	4,983	6,668	20,660	9,784	10,992	12,134	12,913	12,606	58,429
General Government Debt Balance	36,719	38,586	40,015	50,172	72,920		79,114	85,052	85,368	75,307	66,290	
Total New Projects - Borrowed	3,129	5,184	5,662	15,139	29,417	58,531	15,978	16,930	12,450	2,852	3,589	51,799
School Projects												
Beginning Debt Balance	91,840	98,383	124,212	117,930	118,368		125,969	122,666	125,762	117,368	104,313	
Total New Projects - Borrowed	14,403	35,114	6,184	12,618	20,704	89,023	10,980	18,188	8,183	4,020	29,053	70,424
Retired Debt	7,860	9,285	12,466	12,180	13,103	54,894	14,282	15,093	16,577	17,075	16,761	79,787
School Debt Balance	98,383	124,212	117,930	118,368	125,969		122,666	125,762	117,368	104,313	116,606	
Total Debt Balance	135,102	162,798	157,945	168,539	198,889		201,781	210,814	202,736	179,620	182,896	

* Based on project timelines and cash flow requirements, the actual issuance of debt may not coincide with the fiscal year in which the project is funded. The \$17.644 million anticipated issuance in FY 07/08 includes \$14.51 million for previously funded projects and \$3.13 million for projects funded in FY 07/08.

FY 2007/08 – 2011/12 RECOMMENDED Capital Improvements Program & FY 2012/13 – 2016/17 Capital Needs Assessment

PAY-AS-YOU-GO VS. DEBT SERVICE
(\$ in thousands)



	FY07/08	FY08/09	FY09/10	FY10/11	FY11/12	FY 08-12 TOTAL	FY12/13	FY13/14	FY14/15	FY 15/16	FY 16/17	FY 13-17 Out-Years
CIP/Debt Service Revenues												
Beginning Reserve Balance	2,123	7,183	7,469	5,415	7,896	30,086	5,957	5,273	5,252	6,010	8,552	31,044
General Fund Transfer	28,075	30,471	32,383	34,504	36,641	162,073	38,953	41,423	44,060	46,874	49,879	221,189
Tourism Revenues	472	486	501	516	531	2,506	547	564	581	598	616	2,906
Interest	300	300	300	300	300	1,500	300	300	300	300	300	1,500
Other	832	833	834	735	736	3,969	2,134	238	239	240	242	3,093
School Construction Funding	197	200	200	200	200	997	200	200	200	200	200	1,000
CIP Revenues	31,999	39,473	41,687	41,670	46,304	201,132	48,092	47,998	50,631	54,222	59,788	260,731
Allocation of Local Revenues												
Gen Gov Pay-as-you-go Projects	7,733	12,380	12,811	9,825	14,578	57,327	13,141	11,554	11,389	11,349	11,555	58,988
Stormwater Pay-as-you-go Projects	725	800	950	1,000	1,000	4,475	1,000	1,000	1,000	1,000	1,250	5,250
School Pay-as-you-go Projects	2,195	1,920	1,965	2,360	1,960	10,400	1,935	1,635	1,235	1,370	1,360	7,535
Total Pay-as-you-go Projects	10,653	15,100	15,726	13,185	17,538	72,202	16,076	14,189	13,624	13,719	14,165	71,773
Gen Gov Required Debt Service	1,929	3,785	4,656	5,357	6,991	22,719	10,051	11,343	12,586	13,328	12,982	60,289
School Required Debt Service	12,234	13,118	15,889	15,232	15,817	72,290	16,691	17,214	18,412	18,624	18,035	88,976
Total Required Debt Service	14,163	16,903	20,545	20,589	22,808	95,009	26,742	28,558	30,998	31,952	31,017	149,266
Allocation of Local Revenues	24,816	32,003	36,271	33,774	40,346	167,211	42,818	42,747	44,622	45,671	45,182	221,039
Cumulative Contingency Reserve	7,183	7,469	5,415	7,896	5,957		5,273	5,252	6,010	8,552	14,606	
Pay-as-you-go as a % of Allocation of Total Revenues	33%	38%	38%	32%	38%	36%	33%	30%	27%	25%	24%	28%