

CAPITAL IMPROVEMENTS PROGRAM

CIP OVERVIEW

The Capital Improvements Program (CIP) for FY 06-10 and the Capital Needs Assessment for FY 11-15 serve as the planning guides for County expenditures on major capital facilities and equipment needs over the next five and ten year periods respectively, and represent a balance between finite resources and an ever increasing number of competing County priorities and needs, including capital facilities.

WHAT IS THE CIP?

As part of the redesigned Capital Improvements Program process, the ten-year **Capital Needs Assessment** helps identify County capital needs that are beyond the traditional five-year CIP period. This assessment, which will be updated every other year, helps to form the basis of the five-year CIP as projects are brought forward. Projects in the out-years, FY 11-15, are not balanced to revenues, but are reviewed as potential projects in a planning stage.

The five-year **Capital Improvements Program (CIP)** is the planning guide for County expenditures for major capital facilities and equipment over the upcoming five-year period. It is based on the “physical needs” of the County as identified in the Capital Facilities Plan, which is a section of the County’s Comprehensive Plan. The Capital Improvements Program is first reviewed and approved by the Planning Commission and then recommended to the Board of Supervisors for their approval. The Board of Supervisors subsequently approves the program, and the annual CIP budget for projects to be funded in the upcoming fiscal year. The planning cycle operates on a two-year timeframe. The first year involves the assessment of all projects and development of the complete CIP; while the second year of the cycle only addresses amendments and refinements of the CIP needed to accommodate urgent or emergency projects and updated cost estimates.

The current budget year of the Capital Improvements Program is called the **Capital Budget**, and funds are appropriated on an annual basis for projects in the CIP in the same manner as funds are appropriated in the County’s annual operating budget. Those projects scheduled in the CIP for subsequent years are approved for planning purposes only and do not receive expenditure authority until they become part of the capital budget.

WHAT IS A CAPITAL PROJECT?

A **capital project** is a project which requires a minimum expenditure by the County of \$20,000, which has a useful life span of ten years or more, and which meets one or more of the following criteria:

- Provides for the acquisition or construction of any physical facility for the community, to include consultant or professional services related to acquisition or construction;
- Provides for the acquisition of equipment for any physical facility when first constructed or acquired;
- Provides for the ongoing acquisition of major capital equipment or systems, i.e., computer technology, radio systems;
- Provides for the acquisition of land or an interest in land;
- Provides for the acquisition of public utilities;
- Fund expenditures, including additions to existing facilities, which increase the square footage or value of a facility; and/or
- Fund expenditures for major maintenance or replacement projects on existing facilities.

A **capital maintenance or replacement** project is a project to repair, maintain or replace existing capital facilities for the purpose of protecting the County’s investment and minimizing future maintenance and replacement costs. To be classified as a non-recurring maintenance project, a project must have an interval between expenditures of at least five years. Individual maintenance projects may have a minimum value of less than \$20,000. Individual maintenance, repair and replacement projects are not presented as

separate CIP projects, but are submitted by departments as one line item for each year of the five-year period.

Since **technology purchases** typically have a useful life of three to five years, these purchases are funded in the Capital Budget on a “pay-as-you-go” basis from current revenues, or other, non-borrowed sources of funding, such as state revenues (when available) or other local non-General Fund revenues.

CIP PROCESS AND POLICIES

The CIP process is now a two-year planning process that begins with a detailed review of ten-year needs and the development of the five-year capital plan in the first year and a streamlined review of amendments to the existing CIP in the second year.

PHASES BY YEAR

Year 1: FY 05/06

FY 05/06 was the first year of the two-year planning cycle and involves the development of the long-range ten-year capital needs for FY 06-15, including the five-year Capital Improvements Program for FY 06-10.

As part of the Capital Improvements Program process, the FY 11-15 Capital Needs Assessment identifies County capital needs that are beyond the traditional five-year CIP. This ten-year assessment, which will be updated every other year, also forms the basis of the five-year CIP as projects are brought forward into the plan.

Year 2: FY 06/07

FY 06/07 is the second year of the planning cycle and involved only a streamlined review of urgent or emergency project needs and updated cost estimates for projects in the five-year window.

During the second year of the CIP cycle, minimal changes are made to the ten-year, long-range needs assessment. Changes in the first four years of the approved CIP are made only for emergency needs, or projects meeting clearly identified critical needs. A ninety-day Engineering review period is provided for any new project in the updated CIP requiring a detailed pre-planning study.

ESTABLISHED EVALUATION CRITERIA

In 1993, a Technical Review Committee was created to review department and agency capital project requests. The Committee was originally comprised of representatives from the County staff, plus one designated representative from the Planning Commission. In the FY 02-06 CIP process, two citizen members were added, plus two members of the Board of Supervisors. For the FY 04-08 process, a School Board member was added to the Technical Review Committee. The ongoing task of the Committee is to thoroughly analyze project costs, to estimate the impact of capital projects on the operating budget, and to determine the need for each project and the accuracy of its cost estimates. For the FY06/07 review process, the Technical Review Committee was split into two committees; the Technical Review Committee and CIP Oversight Committee. The Technical Review Committee, comprised of County staff, was tasked with reviewing the detailed, technical aspects of project requests and project status. The CIP Oversight Committee, comprised of executive level staff members, one Planning Commission member, two Board of Supervisors members, two School Board members, and one citizen member was tasked with conducting an overall review of the CIP projects.

Project evaluation criteria have been established and are used by the Technical Review Committee to rank new projects. Mandated, committed and maintenance projects are not ranked, but are automatically funded as number one priorities. Committed projects are defined as ongoing projects that already have received funding in a prior year, but which require additional funding for completion. Projects in the five-year CIP plan that have not received any prior year funding are not considered committed projects. Consistent with the policy of restricting new projects to the fifth year, projects in the first four years already have been evaluated under these same criteria. If there have been no significant changes, the projects in the first four years will receive the same ranking.

School Division capital projects follow the same two-year CIP process and procedures as do all other County projects. The School Board prioritizes and approves future CIP school projects and submits them to the County Executive’s Office and CIP Technical Review Committee to balance within anticipated available revenues and County-wide debt management policies and capacity.

As stated in the County’s financial policies, the goal is to fund maintenance and repair projects as much as possible with current revenues, rather than through borrowed funds. It also is the County’s goal to insure that maintenance and repair projects are funded before new projects are undertaken, which is why they are considered a higher priority than new projects.

RELATIONSHIP TO APPROVED FINANCIAL POLICIES

The CIP is developed in a manner consistent with approved County financial policies that set guidelines for the Capital Improvements Program and for the funding of maintenance and replacement projects:

- **Coordinating Capital Budget with Operating Budget.** In alignment with the approved policies, the Capital Improvements Program continues to be coordinated with the operating budget process.
- **Asset Maintenance and Replacement.** The Capital Improvements Program also reflects the County’s dedication to maintaining and enhancing its capital stock by increasing the ongoing funding for maintenance and repair projects in both General Government and School Division capital improvement programs. School Division roof replacements, HVAC system replacements and paving projects continue to be funded with twenty-year VPSA bonds.
- **Financing Capital Projects with Current Revenues.** Financial policies state that: “...the County...will...increase incrementally the percentage of its capital improvements financed by current revenues. The County’s goal will be to dedicate a minimum of 3% of the annual General Fund revenues...to the Capital Improvements Program.” As shown below, for FY 06/07, 5.0% of the General Fund is being transferred to the CIP for pay-as-you go projects.

	FY 98/99	FY 99/00	FY 00/01	FY 01/02	FY 02/03	FY 03/04	FY 04/05	FY 05/06	FY06/07
(\$ in millions)									
Capital Projects	\$2.0	\$2.2	\$2.4	\$5.3	\$5.5	\$4.6	\$7.9	\$7.8	\$9.9
General Fund	\$100.3	\$107.8	\$120.3	\$130.9	\$140.7	\$146.3	\$162.5	\$176.6	\$198.3
Percentage	2.0%	2.0%	2.0%	4.0%	3.9%	3.1%	4.9%	4.4%	5.0%

Includes capital transfer increase, 0.5% revenue growth contribution, and 1.5 cent of tax rate

PROJECTIONS OF REVENUES AND DEBT SERVICE NEEDED TO SUPPORT THE CIP

To implement a more realistic plan of projects in the next five-year period, the County staff provides the Technical Review Committee with a forecast of revenues anticipated to be available and expected debt service costs needed to support the CIP projects over the next five years. Although revenue estimates may vary in either direction, the general revenue parameters and debt service requirements are used by the Committee to help prioritize and stage projects over the five-year planning and the ten-year assessment periods. Local revenues, bond proceeds and debt service costs are projected for the full ten-year assessment period, although the difficulty of accurately projecting revenues and economic conditions over such a long period of time will make these out-year revenue estimates highly variable and subject them to biennial revision.

FY 2006-2010 CIP FUNDING

The expanded CIP was a direct result of the Board of Supervisors’ increased commitment of tax revenues and one-time funds to a long-term capital investment strategy. This strategy increased the local tax revenue commitment to the CIP in three ways: increased the current General Fund transfer to the capital program each year by the rate of revenue growth, i.e., a projected 7% overall revenue increase, increases the General Fund transfer to Capital/Debt Service also by the 7% revenue growth rate; set aside an additional one-half of percentage point of operating budget growth to the capital fund; dedicated 1 ½ cent of the tax rate to the capital/debt reserve each year.

ASSET MAINTENANCE AND REPLACEMENT

The Capital Improvements Program also reflects the County’s dedication to maintaining and enhancing its capital stock by increasing the ongoing funding for maintenance and repair projects in both General Government and School Division Capital improvements Programs. General Government has targeted \$14.4 million, or 15.7%, of its five-year capital budget for replacement, repair, and maintenance projects. The School Division has targeted \$16.7 million, or 27.4%, of its capital budget to be allocated for maintenance and repair projects.

DEBT LEVELS & DEBT SERVICE REQUIREMENTS

FY 06-10 CIP revenues consist primarily of borrowed funds for most school and some general government projects. Other projects were funded on a "pay-as-you-go" basis. FY 06-10 borrowed funds total \$99.5 million (64% of CIP revenues) and consist of \$52.3 million in Virginia Public School Authority (VPSA) bonds and \$47.2 million in debt obligations for general government capital projects. Ten-year compounding of the local revenue transfer significantly contributed to the County's ability to fund CIP projects with current revenues, as well as fund increasing debt service payments for both school and general government bonded projects. A total of 35% of the CIP is funded with pay-as-you-go funding, which signifies the County's continuing ability to generate, as well as commit, ongoing revenues to the Capital Improvement Program.

DEBT CAPACITY

The County's approved financial policies set two guidelines pertaining to debt capacity: total long-term debt should remain within 2% of the assessed value of taxable property and associated debt service levels should remain below 10% of General Fund and School Fund revenues. Although the recommended CIP will add an anticipated additional \$99.5 million dollars in debt over the FY 06-10 period, the additional debt service to be incurred for these amounts would still be well below the County's guidelines. For additional information on debt capacity, see Section P – Debt Management.

CONTINGENCY RESERVE

The FY 06-10 Capital Improvements Program utilizes the Capital Reserve for future capital obligations throughout the five-year program. With a beginning reserve balance of \$3.6 million dollars from prior year Debt Service and Capital Reserves, the County begins its expanded capital program with a strong reserve base with a projected balance at the end of the five-year period of \$3.7 million. The Capital Reserve is to be used to maintain a reliable base of funding over the five-year CIP period to help meet unanticipated capital needs, as well as a source of funding to offset anticipated increases in construction costs for several projects, provide additional funding for emergency projects, offset any downward fluctuations in the five-year revenue projections, and/or provide a source of funding for additional infrastructure improvements which may be approved by the Board of Supervisors. See chart on page O-29.

FY 06/07 CIP PROJECT AMENDMENTS

CIP MID-CYCLE AMENDMENT CRITERIA

As approved by the CIP Technical Review Committee in order to be a mid-cycle amendment, the proposed project meets—

The following definition of a critical need:

- An immediate health and/or safety requirement.
- Time urgency because of availability of matching fund opportunity that would be lost otherwise.
- A specific Federal/State mandate;
- A public policy established by the Board of Supervisors, or for school projects, by the County School Board.

And/or the following other specific criteria:

- Reflects updated cost calculations based on better information and/or program clarification.
- Reflects a change for an existing approved project which will occur in the immediate upcoming fiscal year, and an opportunity would be lost if it was deferred until the next regular CIP cycle.
- A change is required because of decreased revenue projections.

GENERAL GOVERNMENT CIP:

Project Highlights:

Highlights and major FY06/07 amendments to the General Government’s FY 06-10 CIP are as follows:

Courts

Levy Building Renovations

	FY05/06	FY06/07	FY07/08	FY08/09	FY09/10	TOTAL FY06-10
ORIGINAL CIP	\$25	\$625	\$3,915	\$0	\$0	\$4,565
FY07 AMENDMENT	\$0	-\$625	-\$3,915	\$625	\$3,915	\$0
AMENDED CIP FUNDING	\$25	\$0	\$0	\$625	\$3,915	\$4,565

- Due to the current construction completion schedule for the Juvenile & Domestic Relations Court, the Levy Building Renovations are not anticipated to begin until FY08/09. Funding original planned for FY07 and FY 08 has, therefore, been moved out two years to FY09 and FY10.

Public Safety

Station 12 - Northside Fire Station

	FY05/06	FY06/07	FY07/08	FY08/09	FY09/10	TOTAL FY06-10
ORIGINAL CIP	\$880	\$83	\$450	\$0	\$0	\$1,415
FY07 AMENDMENT	\$0	\$0	\$382	\$0	\$0	\$382
AMENDED CIP FUNDING	\$880	\$83	\$832	\$0	\$0	\$1,794

- A fleet size analysis was recently completed by the Fire/Rescue Department. In order to implement the recommendations from this analysis, it has been determined that a tanker will be needed at Station 12. The FY06/07 amendment request provides \$352,000 in funding for the tanker and associated equipment in FY08.

Volunteer Fire & EMS Apparatus Replacement

	FY05/06	FY06/07	FY07/08	FY08/09	FY09/10	TOTAL FY06-10
ORIGINAL CIP	\$1,893	\$1,816	\$641	\$712	\$520	\$5,582
FY07 AMENDMENT	-\$602	\$449	\$325	\$142	\$1,882	\$2,196
AMENDED CIP FUNDING	\$1,291	\$2,265	\$966	\$854	\$2,402	\$7,778

- Effective August 1, 2005, the Department Fire/Rescue, in conjunction with the Albemarle County Fire Rescue Advisory Board, adopted a policy that outlines the apparatus replacement guidelines for fire, rescue, and EMS apparatus. Upon review of the schedule of vehicle replacements approved as part of the FY05/06 CIP process, changes in the replacement schedule were needed to implement this policy. The recommended funding represents phased-in approaches to bring the replacement schedule into align with the policy.

Police Patrol Video Cameras

	FY05/06	FY06/07	FY07/08	FY08/09	FY09/10	TOTAL FY06-10
ORIGINAL CIP	\$23	\$23	\$161	\$141	\$159	\$507
FY07 AMENDMENT	\$0	\$169	-\$4	-\$4	-\$159	\$2
AMENDED CIP FUNDING	\$23	\$192	\$157	\$137	\$0	\$509

- At the time the video camera equipment was initially purchased, an anticipated 5-year replacement schedule was also planned. Over the last year, however, numerous of the VHS units have gone out of service and have needed repair and it has become apparent that the 5 year replacement schedule would need to be shortened to 4 years. This amendment request establishes a 4-year replacement schedule for existing units. In addition, 7 new camera systems are being required for School Resource Officers.

Community and Neighborhood Development

Records Management System

	FY05/06	FY06/07	FY07/08	FY08/09	FY09/10	TOTAL FY06-10
ORIGINAL CIP	\$0	\$0	\$0	\$0	\$0	\$0
FY07 AMENDMENT	\$0	\$559	\$0	\$0	\$0	\$559
AMENDED CIP FUNDING	\$0	\$559	\$0	\$0	\$0	\$559

- The Community Development Department has requested a records management system to assist their department in meeting the public demand for land use record, enhanced disaster recovery of documents, and improve legal compliance. A strategic initiative is also recommended in the Community Development Department for a records manager to begin implementation of the system.

Parks, Recreation & Culture

Cale Elementary School Playground Equipment

	FY05/06	FY06/07	FY07/08	FY08/09	FY09/10	TOTAL FY06-10
ORIGINAL CIP	\$0	\$0	\$0	\$0	\$0	\$0
FY07 AMENDMENT	\$0	\$0	\$120	\$0	\$0	\$120
AMENDED CIP FUNDING	\$0	\$0	\$120	\$0	\$0	\$120

- The existing playground equipment at Cale Elementary School is 17 years old. Due to the decision to increase the capacity at Cale Elementary, replacement of the equipment is being requested to coincide with the anticipated completion date of the school construction. In addition, the site work would include pedestrian access to Avon Street which would connect the new pedestrian path to the west side of the street. This connection would enable the very large neighborhoods on that side of the road to have pedestrian access to the school grounds

Technology & GIS

Access Albemarle

	FY05/06	FY06/07	FY07/08	FY08/09	FY09/10	TOTAL FY06-10
ORIGINAL CIP	\$450	\$600	\$0	\$0	\$0	\$1,050
FY07 AMENDMENT	\$2,761	-\$600	\$0	\$0	\$0	\$2,161
AMENDED CIP FUNDING	\$3,211	\$0	\$0	\$0	\$0	\$3,211

- Due to project timing and in order to issue contracts relating to the Access Albemarle project, FY06/07 funding in the amount of \$600,000 was moved forward one year to FY05/06. Additional funding of \$2,161 million was transferred from the General Fund based on revised project cost.

Acquisition of Conservation Easements

Acquisition of Conservation Easements (General Fund Transfer)

	FY05/06	FY06/07	FY07/08	FY08/09	FY09/10	TOTAL FY06-10
ORIGINAL CIP	\$650	\$0	\$0	\$0	\$0	\$650
FY07 AMENDMENT	\$0	\$650	\$650	\$650	\$650	\$2,600
AMENDED CIP FUNDING	\$650	\$650	\$650	\$650	\$650	\$3,250

- This funding, in addition to the transfer from the Tourism Fund, will provide the ACE Program with \$1 million per year through FY09/10.

SCHOOLS CIP

Schools' capital investment plan for FY 2006- FY2010 totals \$60.9 million with approximately \$52.3 million (85.9%) in projects to be funded with borrowed funds.

Highlights of the Schools' FY 06-10 CIP are as follows:

- \$21.4 million for school addition and renovation projects;
- \$16.7 million for school maintenance and replacement projects;
- \$7.7 million for technology projects including administrative and instructional technology, as well as a wide area network upgrade;
- \$7.5 million for a Monticello High School auditorium and auxiliary gym; and
- \$4.0 million for a building services office/warehouse

FY 2011 - 2015 CAPITAL NEEDS ASSESSMENT

The FY 2011- FY 2015 Capital Needs Assessment has been developed to help identify County capital needs that are beyond the traditional five-year CIP. This ten-year assessment, which will be updated every other year by the Technical and Oversight Committees, will form the basis of the five-year CIP as projects are brought forward, although identified projects may need to be pushed back in order to balance with anticipated revenues. It is anticipated that other more critical or emergency projects will be identified over this long-term period, which will need to be inserted into the CIP planning process. Projected revenues are shown in the "out year" although "out-year" projects are not balanced to revenues, since changing economic conditions over a ten-year period make these revenue estimates highly variable.

The FY 11-15 Capital Needs Assessment shows \$148.8 million in long-term capital needs beyond the scope of the five-year CIP plan. Of the total \$148.8 million in identified out-year needs, \$88.5 million are General Government projects, \$5.0 million are Stormwater projects and \$55.3 million are Schools projects.

General Government FY 11-15 projects totaling \$88.5 million represent 59% of all the identified long-term needs. These projects include:

- \$29.6 million for Library construction and renovations;
- \$24.0 million for Community and Neighborhood Development projects including transportation and urban infrastructure funding;
- \$11.0 million in Parks and Recreation projects, including a new Northern and Southern Urban Area parks;
- \$11.1 million for Public Safety including VFD & EMS apparatus replacement and technology projects; and
- \$7.0 million for maintenance and replacement projects including Courts, County facilities, Parks, and Information Technology

Stormwater Control FY 11-15 projects total \$5.0 million for drainage and basin construction and repair projects.

The School Division FY 11-15 capital needs total \$55.3 million or 37.2% of all the identified long-term needs. FY 11-15 School Division projects include:

- \$15.6 million for a new Elementary school;
- \$9.8 million for additional high school capacity;
- \$8.9 million for schools maintenance and replacement projects;
- \$5.7 million for schools technology projects including administrative and instructional technology; and
- \$4.9 million for Greer Elementary School renovations

CIP SUMMARY

In summary, the Capital Improvements Program is a balanced plan for providing a broad range of capital facilities and service enhancements to the citizens of Albemarle County. However, given the limited resources in which an ever increasing number of competing County needs and priorities must be financed, future capital improvements plans should reflect a carefully-crafted and long-term strategy for meeting these and other future needs.

Charts and graphs showing expenditures for all projects and anticipated revenues are shown on pages O-19 through O-29.

CIP PROJECT DESCRIPTIONS

The following project descriptions are lettered to correspond with recommended project funding levels shown on pages O-24 and O-25

1. COURTS

- A. **Juvenile Court Expansion/Renovation:** The Juvenile and Domestic Relations Court, serving both the County and the City, is undergoing a complete renovation (13,095 square feet), an addition (14,822 square feet), and construction of a new three level parking garage (118 spaces). The resultant facility will house two court rooms, judge's chambers, associated support space, and the Sheriff's Office.
- B. **Levy Building Renovation:** Renovation of 8,600 square feet and addition of 21,400 square feet to the Levy facility after the Juvenile and Domestic Relations Court moves to its new facility.

The Levy Building renovations will not begin until the Juvenile and Domestic Relations Court renovations/expansion is completed. Due to the construction delays at the J&D Court, the FY06/07 amendment moves \$625,000 and \$3,915,000 in funding from FY06/07 and FY07/08, respectively, out two years to FY09 and FY10.

- C. **Court Square Renovations:** Renovation of the Court Square facility to accommodate the remaining occupants in the wake of the Levy Facility renovation/expansion. An assessment is requested for FY 05/06 to ensure that the identified construction costs are accurate for programming.
- D. **Court Square Sallyport:** This project provides for a sallyport to fully enclose the area next to the existing walkway that leads to the prisoners' holding cell. The sallyport will enable the Sheriff's Office vehicles to safely offload prisoners into the holding cell. The proposed design also includes a fully automated gate system to prevent prisoner escape during offloading.
- E. **Court Square - Maintenance/Replacement:** This ongoing program includes interior and exterior maintenance/replacement projects to the Court Square Building, which houses General District Court and Circuit Court. These funds will maintain structural, functional, operational, productive, secure and aesthetic integrity of County Court facilities
- F. **Juvenile & Domestic Relations Court - Maintenance/Replacement:** This ongoing program includes interior and exterior maintenance/replacement projects to the Juvenile & Domestic (J&DR) Relations Court building. The City and County jointly fund these projects. Funds will help maintain structural, functional, operational, productive, secure and aesthetic integrity of the J&DR Court facility.

2. PUBLIC SAFETY

- A. **Station 11 - Monticello Fire Station Fiber Connection:** A fiber optic connection at Station 11 is required to provide adequate access to the County network. In addition, a station alerting system is required, and the lock/building security system must be upgraded to provide for efficient and effective services.
- B. **Station 12 - Northside Fire Station:** This project provides additional funding for the construction of Fire/Rescue Station 12 in the northern development area of Albemarle County. Albemarle County has appropriated a total of \$4,251,000 in previous fiscal years for Station 12.
- A fleet size analysis was recently completed by the Fire/Rescue Department. In order to implement the recommendations from this analysis, it has been determined that a tanker will be needed at Station 12. The requested FY06/07 amendment provides \$352,000 in funding for the tanker and associated equipment in FY08.
- C. **Station 13 - Pantops Fire Station:** This project provides funding for construction of the Pantops area Fire/Rescue Station 13 and purchase of equipment (i.e. engines, ladders, ambulances, etc.) This station will serve the Pantops Mountain urban area. Station 13 is proposed to be funded in conjunction with the City of Charlottesville. Albemarle County has appropriated a total of \$900,000 in previous fiscal years for Station 13.
- D. **Station 14 - East Ivy Sub-Station:** This project provides funding for the construction of the Ivy area Fire/Rescue Sub-Station 14, and for the purchase of equipment (i.e. engines, ambulances, etc.)

- E. **Volunteer Fire Department & EMS Apparatus Replacement:** This project funds the replacement of volunteer fire and EMS apparatus. The apparatus replacement schedule is based on an age and mileage criteria and includes an initiative to standardize apparatus to address interoperability, reliability, and safety issues. This project replaces the previous method in which volunteer fire and rescue departments borrowed funds from a zero interest loan program established by Albemarle County.
- Effective August 1, 2005, the Department Fire/Rescue, in conjunction with the Albemarle County Fire Rescue Advisory Board, adopted a policy that outlines the apparatus replacement guidelines for fire, rescue, and EMS apparatus. Upon review of the schedule of vehicle replacements approved as part of the FY05/06 CIP process, changes in the replacement schedule were needed to implement this policy. The recommended funding represents phased-in approaches to bring the replacement schedule into align with the policy.
- F. **Crozet Ladder Truck:** This project will purchase aerial apparatus for Crozet. Because of the current and proposed development in the Crozet area, an aerial apparatus is needed for access to larger structures.
- G. **Fire/Rescue Mobile Data Computers:** This project will add mobile data computers for critical fire and EMS personnel or apparatus. This technology gives fire and EMS personnel working in the community access to information necessary for a safe and efficient response to both emergency and routine calls for service.
- H. **Station 8 – Seminole Trail and CARS Station:** Two existing stations, the CARS Berkmar building and the Seminole Trail Fire Station are in need of replacement in the northern urban ring of Albemarle County. This project provides funding to explore the possibilities of combining the two buildings into one facility.
- I. **Fire/Rescue Training Center/Police Firing Range:** This project combines funding requests to design and construct a Fire/EMS training center and fund a firing range/firearms training center. Both the Fire/EMS training center and firing range need to be located out of the populated areas of the County, which creates a potential for shared space. Expansion of the regional jail and construction of the juvenile detention facility has rendered the current fire training facility ineffective for continued use in the future. Albemarle County has appropriated a total of \$400,000 in previous fiscal years for this project.
- J. **Police Patrol Video Cameras:** The police department is requesting video cameras be placed on the dash of all “marked” patrol vehicles. The camera and a remote microphone will record the interaction between the officer and traffic violator. The documented recording is critical to the prosecution of “Driving Under the Influence” and other serious traffic/criminal cases, as well as its administrative use in resolving complaints made against police officers by motorists.
- At the time the video camera equipment was initially purchased, an anticipated 5-year replacement schedule was also planned. Over the last year, however, numerous of the VHS units have gone out of service and have needed repair and it has become apparent that the 5 year replacement schedule would need to be shortened to 4 years. This amendment request establishes a 4-year replacement schedule for existing units. In addition, 7 new camera systems are being required for School Resource Officers.
- K. **Police Mobile Data Computers:** This project will provide for the continued funding of the Police Department Mobile Data Computer program. This program provides patrol vehicles with laptop computers and mobile data technology. These computers will improve the efficiency and effectiveness of Albemarle County Police Department services.
- L. **Public Safety Mobile Command Center:** The Public Safety Mobile Command Center needs to be available for emergencies and planned events for public service and communication coordination. This project allows for the replacement of the command center.
- M. **New County Animal Shelter – SPCA:** This project consists of a contribution to support the SPCA in constructing a new animal care, treatment, and adoption facility, which since 1956 has also served as the pound for both the City of Charlottesville and Albemarle County. The County has appropriated a total of \$150,000 in previous fiscal years for the new SPCA facility.

3. PUBLIC WORKS

- A. **County Facilities – Maintenance/Replacement:** This ongoing program includes interior and exterior maintenance/replacement projects at County facilities. These funds will maintain structural, functional, operational, productive, secure and aesthetic integrity of County facilities. County facilities include: COB McIntire, COB 5th Street, and the Old Crozet Elementary School.

- B. **Recycling Centers:** This project requests funds to construct recycling centers in the northern, southern and eastern areas of the County. These centers will serve County residents and private haulers who choose to deliver recyclable materials including plastic, glass, aluminum/steel, and paper. There is only one full-service recycling center in the Charlottesville-Albemarle Community (McIntire Road Recycling Center).
- C. **Ivy Landfill Remediation:** This project funds the capital costs associated with the remediation of the Ivy Landfill. Required projects include well monitoring, pumping and treating the effluent, and the potential remediation of the paint pit.
- D. **Keene Landfill Closure:** This project is an environmental contingency fund to provide corrective action, if necessary, upon discovery of potential groundwater contamination. Annual monitoring of the groundwater quality is currently being provided by Public Works through the operating budget. The final monitoring event was completed in fall 2004. Based on the results of that event, annual groundwater monitoring at this site will be reevaluated.
- E. **COB McIntire Renovations:** This project will renovate and refurbish the Lane Auditorium to serve as a venue for large meetings and productions, while introducing the flexibility to serve as an everyday Board room. Additionally, this project includes funding for phase II of the COB McIntire renovation project, which will follow the Community Development move into the north wing.

4. COMMUNITY/NEIGHBORHOOD DEVELOPMENT

- A. **Neighborhood Plan Implementation Program:** This project funds improvements in specific neighborhood plans, as well as providing funds for future neighborhood plans. These projects include sidewalks, landscaping, streetscaping, local transportation projects, and greenway projects. Future plans will be more comprehensive in identifying capital needs.
- B. **Revenue Sharing Road Program:** Each year, the County participates in the Revenue Sharing Road Program in which the State provides funds for the construction, maintenance, and/or improvement of secondary roads. Participation in the program requires the locality to provide a dollar for dollar match of the awarded amount. Up to \$1,000,000 can be awarded annually to a locality.
- C. **Hillsdale Road Connector:** This project is the extension of Zan Road (in the City of Charlottesville) to connect to Pepsi Place at the existing cul-de-sac. Ninety-five percent of this road alignment is within the City limits. This project was formerly referred to as the Seminole-Pepsi Place Connector.
- D. **Sidewalk Construction Program:** The Sidewalk Construction Program provides annual, ongoing funding for the construction of sidewalks and other pedestrian-related improvements NOT funded in conjunction with road projects or specific neighborhood plans. Projects funded in conjunction with road projects and neighborhood plans are presented separately in the CIP. Annual funding for a general sidewalk construction program also permits greater flexibility for planning and construction of needed facilities.
- E. **Transportation Improvement Program - Local:** This project provides a flexible and consistent funding program to support high priority transportation projects and initiatives in the County. These are typically high cost projects requiring significant financial commitment to develop and implement. The projects are identified in the County Six Year Secondary Priority List, Primary Road Priority List, Master Plan transportation improvements, and CHART. All road projects identified are the highest priority County projects which, at this time, are either not eligible for VDOT funding and/or will not be designed and constructed within the time frame desired by the County to support orderly development of the County.
- F. **Transportation Improvement Program - Regional:** Funding for the design component and possible construction of priority transportation projects identified by the Transportation Funding Options Working Group. This Group is compiled by representatives from MPO, City of Charlottesville, County of Albemarle, VDOT and citizens and will prioritize projects from the MPO long range UnJam 2025 Plan and FY 05 Transportation Improvements Plan.
- G. **Roadway Landscaping Program:** New landscaping improvements and the maintenance/upgrading of existing landscaping along County roads are the components of this project. A general fund for this type of project allows for more flexibility to adjust to changes in priorities or unique circumstances. These projects will enhance the visual quality of the County.
- H. **Streetlamp Program:** This project serves two primary purposes: (1) allows more flexible and consistent funding for public requests for street lighting projects; and (2) anticipates the need to provide street lighting along public sidewalk projects. Projects under this request correspond with

sidewalk projects funded through the Sidewalk Construction Program, as to location and funding dates.

- I. **Meadow Creek Residential Development:** This project establishes a CIP account to accept private (developer) contributions for improvements to the intersection of Pen Park Lane at Rio Road. This project will encompass site distance improvements and a turning lane on Rio Road. This project is offset by \$1,000,000 in revenues.
- J. **Route 22/250 Intersection Improvements:** This project establishes a CIP account to accept contributions for improvements to the intersection of Louisa Road (State Route 22) and Richmond Road (State Route 250). The project will realign Route 22 to Route 250 where a new access for Luck Stone will be created. This project is offset by \$145,000 in revenues.
- K. **Records Management System:** The Community Development Department has requested a records management system to assist their department in meeting the public demand for land use record, enhanced disaster recovery of documents, and improve legal compliance. A strategic initiative is also recommended in the Community Development Department for a records manager to begin implementation of the system.

5. HUMAN DEVELOPMENT

- A. **PVCC – Site Work for Science Building:** This project funds a portion of site work and improvements for a new 30,000 square foot Science and Technology building at Piedmont Virginia Community College (PVCC). This project is essential for PVCC to meet the need for trained health care professionals. Existing lab space is inadequate to support many courses.

6. PARKS, RECREATION & CULTURE

- A. **County Athletic Field Development:** This project requests funds to implement the recommendations of the County Athletic Field Study, which was first completed in 1997 and is updated annually. The Parks and Recreation Department annually discusses current and projected field needs with the various local community athletic organizations and develops a priority list for athletic field improvements that includes the construction of new playing fields, and the upgrading and lighting of existing playing fields.
- B. **Recreation Facilities Project:** This project provides funding in FY 06/07 to possibly assist with land acquisition and identified County needs for an indoor recreation facility to be built in conjunction with the YMCA. The County contribution to the project would be limited to the land and the funding programmed in the CIP, and the YMCA and County would develop an agreement to address annual operating costs.
- C. **Scottsville CC Improvements:** This project continues the development of the Dorrier Park and Scottsville Community Center property, according to the master plan developed by the Scottsville Park Development Association. The Association has been very active and received a donation of the master plan for the property. The requested funding is for shelter construction at Dorrier Park.
- D. **Southern Urban Area Park:** This project requests funds for a new park in the southern urban area which would provide community recreation facilities. This park would include two little league baseball fields, two full size soccer fields, two basketball courts, two playground areas, and a picnic shelter with restrooms.
- E. **Park System Redesign Study:** This study will provide funds to hire a consultant to develop and perform a random citizen survey and make recommendations on improvements to the existing park system based on the findings of the survey.
- F. **Paramount Theater:** The Paramount Theater opened in December 2004. This project provides a financial contribution for restoration of the historic Paramount Theater. Some of the features of the project include: developing a three-story building adjacent to the Paramount in order to provide additional lobby space, restrooms, community space, community group meetings, corporate and private functions, and community rehearsal space, ensuring that the entire facility is accessible for persons with disabilities. Albemarle County has appropriated a total of \$165,000 in previous fiscal years for the Paramount Theater renovation.
- G. **Greenway Program:** This project requests ongoing funding to implement the County Greenway Program. These funds may be used to purchase land or easements, fund construction, or as matching funds for grants, depending on the opportunities available. While highest priority will be given to developing greenways identified in the Comprehensive Plan, other trail-related opportunities would be evaluated for funding as they occur.

- H. **River and Lake Access Improvements:** This request provides funding to improve public access to rivers and lakes in Albemarle County. Albemarle County has several beautiful rivers, most notably the James and Rivanna Rivers. However, public accesses to these rivers are poor or non-existent. Access points usually consist of 30 ft. highway right-of-ways with no additional land. While most lakes have boat launch facilities, accessibility for bank fishing could be improved particularly for seniors, younger children and those with mobility limitations.
- I. **Crozet Growth Area Community Park Facilities:** This project will fund new community park facilities based on the planned growth of the Crozet community. Developed park facilities will include two little league baseball fields, two full size soccer fields, two basketball courts, two playground areas, picnic shelters and restrooms.
- J. **Northern Urban Area Park:** The Northern Urban Area Park will provide new community park facilities based on the planned growth of the Hollymead and northern urban area. Developed park facilities will include two little league fields, two full size soccer fields, two basketball courts, two playground areas, picnic shelters and restrooms.
- K. **Patricia Byrom Forest Preserve Park:** The 600 acre Byrom property was donated to Albemarle County in 2004. This project provides funds to develop an access road, parking area, and restroom to serve as a trailhead for the property.
- L. **Priddy Creek Trail Park:** This request provides funds to develop an access road, parking area, and restroom facility to serve as a trailhead for the 563 acre County owned Priddy Creek property.
- M. **Mint Springs Fishing Accessibility:** This project will provide handicapped accessible fishing facilities at both upper and lower lakes at Mint Springs Park. The project will include accessible parking, pathways, and fishing piers for both lakes.
- N. **Park Enhancements:** The Park Enhancements project places a focused emphasis on enhancement to existing park facilities. Examples of projects in this request include new cashier booths, restroom upgrades, and beach area enhancement.
- O. **North Fork Rivanna Natural Area:** This request provides funding for the purchase of 107.5 acres of land for the development of a County park that would enhance the County's greenway and blueway system. Requested funding is for the acquisition of land.
- P. **Parks - Maintenance/Replacement:** This project requests funding for various maintenance and replacement projects for County parks and recreation facilities. Maintenance and replacement projects generally repair and enhance existing facilities to make them more enjoyable and safer in many cases.
- Q. **Cale Elementary School Playground Equipment:** The existing playground equipment at Cale Elementary School is 17 years old. Due to the decision to increase the capacity at Cale Elementary, replacement of the equipment is being requested to coincide with the anticipated completion date of the school construction. In addition, the site work would include pedestrian access to Avon Street which would connect the new pedestrian path to the west side of the street. This connection would enable the very large neighborhoods on that side of the road to have pedestrian access to the school grounds.

7. LIBRARIES

- A. **New Northside Library:** This project requests funding to construct a new 25,000 square foot library in the vicinity of the present Northside Library. Net County cost assumes that the City will contribute approximately 18% of the total project cost, based on historical split operating costs between County and City. Based on population figures from Community Facilities Plan, the present Northside Library does not meet minimum requirements. Without an increase in space, the library will be unable to continue to adequately meet the demands for information services.
- B. **New Library 29N Corridor:** This project requests funding to construct a new 25,000 square foot library along the 29N corridor. The Northside Library presently serves all the residents in the northern part of the County. As that part of the County continues to develop, the population served and usage of the Northside Library continues to increase. The Library Board recommended two separate libraries, the new Northside Library and the new 29N Corridor Library.
- C. **New Crozet Library:** This project requests funding to construct a new 22,567 square foot library to replace the existing Crozet Library. Based on figures and guidelines from the Community Facilities Plan, the present library does not meet minimum requirements. In addition, the location of the

present library does not lend itself to expansion. Without an increase in space, the library will be unable to adequately continue to meet the demands for information services.

- D. **New Library Southern Urban Area:** This project requests funding to construct a new 4,500 square foot library to serve the Southern Urban area. County population projections predict an increase in the southern area of the County. Without an increase in space, the existing libraries will be unable to adequately meet the information services demand as the population grows.
- E. **Central Library Renovation:** This project requests funding for the renovation of the Central Library. The existing library is over 20 years old and all aspects of the facility need updating. Renovation of the existing facility will adapt the building to be flexible for technology and enhance access to books, computers and other information. Costs of this project will be shared with the City of Charlottesville.
- F. **Scottsville Library Expansion:** This project requests funding to expand the Scottsville Library. Based on County population projections, the Building Assessment Report predicted a shortfall of 2,825 square feet of library space. Without an increase in space, the library will be unable to adequately meet the demands for information services.

8. TECHNOLOGY AND GIS

- A. **Technology Upgrade County – GIS System:** This project consists of upgrading the Geographic Information System (GIS). GIS technology provides a means for the County to utilize the same mapping and database information to more accurately and efficiently view and analyze spatial data that is currently unavailable or difficult to acquire.
- B. **Access Albemarle (formerly County IT – Business Key Systems Upgrade):** This project is to fund “state of the art” technology systems for key human resources, financial and program management functions. Presently, there is a potential lack of information that is needed to effectively manage the work of the County. Current processes are not clearly documented and inefficiencies have been identified.

Due to project timing and in order to issue contracts relating to the Access Albemarle project, FY06/07 funding in the amount of \$600,000 was moved forward one year to FY05/06. Additional funding of \$2,161 million was transferred from the General Fund based on revised project cost.

- C. **County Computer Upgrade – Maintenance/Replacement:** This is an ongoing project to fund General Government technology initiatives including network servers, hubs, switches, routers, disk storage, application packages, computers and related hardware/software to support the networks. The broad range of technology requested attempts to focus on creation and maintenance of a high performance central networked environment, which can support access to and distribution of information to staff working both within and outside of the County Office Building.
- D. **City View Internet Access:** City View software is a computerized tracking system used by the County in the review of all types of land development activities such as building permits, zoning clearances, subdivisions, site plans and other applications. This project will enhance the existing City View software by allowing internet and touchtone phone access.

9. ACQUISITION OF CONSERVATION EASEMENTS (ACE)

- A. **ACE Program:** The ACE Program was established by the Board of Supervisors by which the County, with available funds, can acquire conservation easements voluntarily offered by landowners. The Board of Supervisors has determined that farm and forestland, clean water and air, and scenic vistas have a public as well as private value. This program serves as one means of assuring that the County’s resources are protected and efficiently used. Tourism funds are provided to purchase easements on land that is specifically related to tourism enhancement.

This funding, in addition to the transfer from the Tourism Fund, will provide the ACE Program with \$1 million per year through FY09/10.

10. STORMWATER PROJECTS

- A. **Stormwater Control Program:** The Stormwater Control Program was established to purchase land and to construct and repair permanent stormwater control facilities. Stormwater control facilities include collection and conveyance structures such as ponds, basins, underground pipes and aboveground channels and ditches. These structures are part of stormwater systems designed to convey and control runoff, prevent downstream flooding, minimize soil erosion and improve water quality in our streams. Drainage and basin repairs are ongoing maintenance activities necessary to

assure County stormwater management facilities function properly. This includes unplanned or emergency maintenance such as storm clean-ups and repairing damaged structures on an "as-needed" basis. This program is necessary to prevent downstream flooding and soil erosion through improvements to existing stormwater facilities, as well as the comprehensive planning, design and construction of new regional facilities. Pro-rata contributions will be required from developers to support construction of regional facilities in the future, after required studies are complete for the establishment of regional stormwater facilities.

11. SCHOOL DIVISION PROJECTS

- A. **Elementary Site Land Acquisition:** This project is to acquire the land necessary for an elementary school in one of the growth areas to accommodate a new school and the associated recreational needs. The site should be purchased in FY 10/11.
- B. **Henley Addition/Renovation:** This project will add 20,000 square feet to this building and, in turn, increase the capacity from 675 to 900. The addition will include 10 regular classrooms, 3 elective classrooms (Foreign Language, Health and Enrichment), one strings classroom, and associated spaces, such as restrooms, offices and storage, mechanical rooms, etc. The library will be expanded into the adjacent computer room and a new computer room will be constructed. The administrative area will be expanded into the adjacent computer/keyboarding room. Other renovations include the main office, guidance and life skills area
- C. **Murray HS Renovations:** This request includes the improvements necessary to transform the current facility into a more modern, efficiently operating building for high school students. The scope of work includes general remodeling with a new heating/cooling system, replacement of all windows, including the Resource Center, and site work. In 1994, ADA concerns were addressed and the multi-purpose room was renovated. Window air conditioners are currently being utilized, but the units are very noisy.
- D. **Cale Addition:** Approximately 23,000 SF will be added to Cale Elementary School, which will increase the capacity by 216 students to 648. The additions will include 12 regular classrooms, 1 full-size Special Education classroom, 1 Bright Stars classroom, 1 Pre-K classroom, 2 Resource classrooms, 1 Office space, and associated support spaces. Additional parking spaces and playground areas will be added and interior renovations will be made to improve acoustics in the cafeteria and to provide chair storage, as well as to upgrade teacher workrooms and offices.
- E. **Elementary #17:** A new 400-student facility would be constructed in one of the growth areas, with an 8,000 SF gym, auxiliary spaces, and a cafeteria and library for 600 students. The school will be 69,000 square feet. No land cost is included. A separate funding request for land for an elementary school has been submitted. The school is scheduled to open in 2012.
- F. **ADA Structural Changes:** Many facilities will require structural changes and door hardware upgrades to allow for accessibility. An inspection was performed on all school buildings and a list of deficiencies has been compiled. Minor renovations to facilities are necessary to comply with "reasonable accommodation" requests from students and employees.
- G. **Monticello High School Auditorium:** This project requests funds to construct a 850 seat auditorium with a stage, a wings scene shop, storage dressing rooms and lobby with ticket booth, office and men's/women's restrooms. The school was constructed without a full auditorium. Due to concerns and complaints about the lack of equity among the high schools, and the need for such space for band concerts and plays, the Long Range Planning Committee has added this project. The design and construction of this project should occur in conjunction with the classroom addition for cost savings. The auditorium would be located adjacent to the new classroom addition.
- H. **Monticello High School Auxiliary Gymnasium:** Monticello High School was designed to accommodate approximately 1,000 students and a plan for future expansion to accommodate 1,500 students implemented. Core spaces, library, cafeteria, etc., were designed to accommodate 1,500 students, but an auxiliary gymnasium will be needed to accommodate this growth and the change in programs. The gymnasium is needed to absorb the existing students and accommodate the change in girl's basketball from the fall to the winter.
- I. **WAHS Auditorium Moveable Wall:** The Western Albemarle High School Auditorium was originally designed to have moveable paneled walls that would separate the auditorium into three lecture/classrooms in the back and the main auditorium area. The four walls would be 24' high and 160' long with writing surfaces on the classroom side. Creating three additional spaces allows an under-utilized space to be effectively used for testing and classroom space and the three spaces can be simultaneously used while practices and setup occur on the stage.
- J. **Building Services Office/Warehouse:** This project is for a 25,000 square foot warehouse that would be a pre-engineered metal building, 5,000 square foot office and training/conference room, with

6,000 square feet of shop and trades area, would be constructed on the 220-acre site of the Albemarle High School Complex. The School Technology Department is currently located in a mobile office unit adjacent to the Building Services Department. The County Data Center is currently located in the Building Services building and currently shares a warehouse and conference/training room space. As School Technology meets the needs of Design 2004 and the No Child Left Behind Act, a significant increase in space is required for training, conference room, repair/workbench area, receiving/storage, server room, and testing room.

- K. **Additional High School Capacity:** This project will provide additional capacity to accommodate high school students as needed at Western or Monticello High Schools. Funding is based on adding 200 seats to one of the high schools in FY 12/13. As decisions are made concerning attendance zones, funds may be reallocated.
- L. **WAHS Window Replacement:** Add, replace and enlarge classroom windows throughout the school. There are rooms on the exterior walls without windows and the existing windows are very small and are not intended to be operable; they pivot for service but do not have a hold-open mechanism. The primary criticism of the building, since it has been built, is the size and scarcity of operable windows.
- M. **Administrative Technology:** To provide technology to meet the administrative needs of the School Division. The School Division's administrative computing needs should be addressed. Networks should be upgraded to meet increasing demands for greater efficiency in sharing of software and data. The Division's 500 administrative computers must be upgraded on a regular cycle to improve performance and reliability of division services. Regular replacement of the Division's twenty administrative servers is part of a continuing infrastructure maintenance effort.
- N. **Wide Area Network Upgrade:** This project would provide a wide area network infrastructure that meets the instructional and administrative needs of the School Division. The WAN provides access to shared central resources and the internet including online instructional materials, online SOL testing, distance learning, voice and video services, and central databases. The WAN's current 10 MB unmanaged bandwidth is insufficient to provide consistent, reliable access to these resources.
- O. **Instructional Technology:** To provide technology to meet the School Division's (Instructional) Technology Plan. Computers in classrooms, media centers and computer labs, provide opportunities to efficiently expand on the limited time and resources of the classroom teacher and school media specialists. The Division's 2,500 classroom and media center computers must be upgraded on a regular cycle. Network servers need to be upgraded in a number of schools each year to provide greater performance and reliability of division services. Regular replacement of the Division's seventy instructional servers is part of continuing infrastructure maintenance effort.
- P. **Schools - Maintenance/Replacement:** This project is ongoing for various maintenance and replacement projects. Critical maintenance projects were added to accommodate instructional program changes, energy conservation measures, and activities which include:
- New lighting technology that can reduce energy costs and provide a three to five year pay back for replacement;
 - Masonry repairs at Agnor Hurt and Broadus Wood;
 - Replacement of lighting and installation of a new HVAC system for the gymnasiums at Walton, Jouett and Henley;
 - Partial replacement of the HVAC system at Walton;
 - Environmental compliance upgrade; and
 - Vehicle Maintenance Facility HVAC and lighting replacement.
- Q. **Technology Grant**
- R. **Vehicle Maintenance Facility - Emergency Generator:** An emergency generator will be installed at the Vehicle Maintenance Facility (VMF) to provide electricity during power failures, and to allow the facility to continue to provide basic services to clients.
- S. **Jouett - Greer Site Reconfiguration:** A portion of the existing paved parking and traffic circulation areas in front of Greer and Jouett will be reconfigured to provide a safer situation for buses and parents. Greer will have modifications to provide a separate parent drop off area, and expand its parking towards Jouett Middle School. Jouett will have new paved areas with the existing grass island to provide sufficient parking and separation of drop-off and bus areas.
- T. **Red Hill Elementary Addition/Renovation:** Approximately 15,000 square feet will be added to Red Hill Elementary to increase the capacity from 164 to 248, and bring the facility up to current standards. The scope of work includes eight new classrooms, a new media center, renovation of the existing media center for new administrative offices and renovation of existing administrative spaces to provide new office spaces for literacy, speech, school psychology and a teacher lounge/work room.

- U. **Scottsville Addition/Renovation:** This project will increase the school capacity from 187 to 249 and bring the facility to current standards. Approximately 11,100 square feet will be added for six new classroom, two resource rooms, a work room, and new administrative spaces. Renovated spaces will provide new offices for literacy, speech, school psychology and a teacher lounge.
- V. **Gymnasium HVAC and Lighting Replacement:** Currently, thirteen County gymnasiums do not have air conditioning. This project will allow air conditioning to be installed in these facilities, and also replace and upgrade the existing lighting and painting for the identified facilities
- W. **Greer Elementary School Renovations:** Approximately 10,800 square feet will be added to Greer Elementary School to provide a full 7,000 square foot gymnasium, restrooms, storage and office space. Approximately 17,000 square feet of classroom and administrative space will also be renovated.
- X. **Henley Auxiliary PE/Meeting Space:** Approximately 4,000 square feet will be added to Henley Middle School to provide a multi-purpose Physical Education and meeting space.
- Y. **Elementary #18:** A new 400-student facility will be constructed in one of the growth areas, with an 8,000 square foot gymnasium, auxiliary spaces, and a cafeteria and library for 600 students. The school would be 69,000 square feet. No land cost is included. A separate funding request for land for an elementary school has been submitted. The school is scheduled to open in 2016. The design costs and initial construction costs are listed in FY 14/15. The remainder of the funding is in the out years.
- Z. **Albemarle High School Addition/Renovation:** This project will expand the capacity of Albemarle High School to 1,850 students, which is an increase of 215 students. Approximately 36,400 square feet will be added to the building. The additions will include 11 Regular Classrooms, 4 Science Classrooms, 2 Learning Labs and associated spaces such as teacher planning rooms, faculty toilets, offices, storage, mechanical and electrical rooms, etc. Other additions will be made to the lobby, gymnasium, cafeteria, and locker rooms.
- AA. **Additional Elementary Capacity:** This project will provide additional capacity to accommodate elementary student growth will be needed. This request will reserve \$4,800,000 for construction in FY 13/14. Funding is based on adding seats to one elementary school as needed due to growth in the area.

CIP OVERSIGHT COMMITTEE

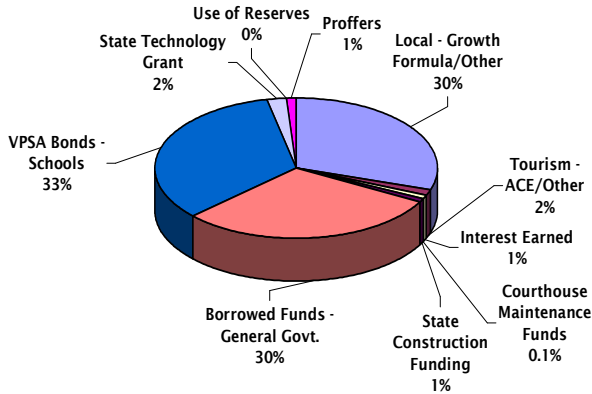
Mr. Lindsay G. Dorrier, Jr., Board of Supervisors
 Mr. David C. Wyant, Board of Supervisors
 Ms. Barbara Massie Mouly, Albemarle County School Board
 Undesignated, Albemarle County School Board
 Undesignated, Planning Commission
 Mr. Chris Lee, R.E. Lee Associates, Representing the Chamber of Commerce
 Ms. Roxanne White, Assistant County Executive
 Mr. Thomas C. Foley, Assistant County Executive
 Dr. E. Diane Behrens, Executive Director of Support Services (School Division)
 Mr. Richard Wiggans, Director, Finance

CIP TECHNICAL REVIEW COMMITTEE

Mr. Leslie Al Reaser, Director of Building Services (School Division)
 Mr. Jackson Zimmermann, Executive Director of Fiscal Services, Albemarle County Schools
 Mr. Melvin A. Breeden, Director, Office of Management & Budget
 Mr. David Benish, Chief of Planning
 Mr. George Shadman, Director, General Services
 Ms. Laura F. Vinzant, Budget Analyst (OMB)
 Ms. Brenda K. Neitz, Budget Analyst (OMB)
 Mr. Steven A. Allshouse, Fiscal Impact Planner (OMB)

FY 2005/06 - 2009/10 RECOMMENDED Capital Improvements Program

FY 2005/06 - 2009/10 CIP Revenues
\$156,365,000

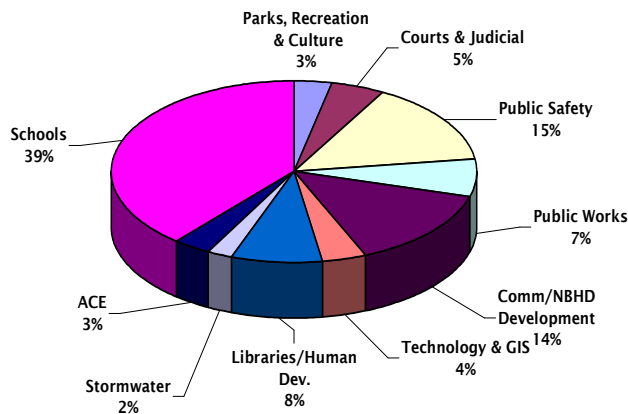


<u>CIP Revenues (\$ in thousands)</u>	<u>FY 06-10</u>
Local - Growth Formula/Other	46,844
Tourism - ACE/Other	2,363
Interest Earned	1,250
Courthouse Maintenance Funds	159
State Construction Funding	991
Borrowed Funds - General Govt.	47,234
VPSA Bonds - Schools	52,300
State Technology Grant	3,500
Use of Reserves	-87
Proffers	1,810

TOTAL CIP REVENUES \$156,365

* Reflects \$0.087 million allocation to reserves

FY 2005/06 - 2009/10 CIP Expenditures
\$156,365,000

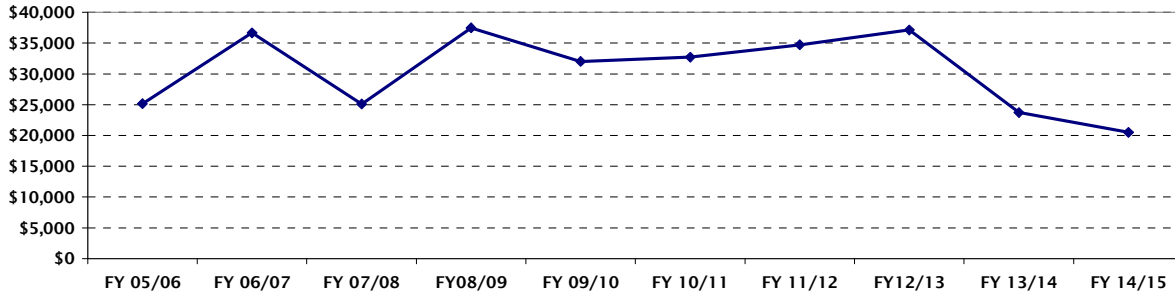


<u>CIP Expenditures (\$ in thousands)</u>	<u>FY 06-10</u>
Parks, Recreation & Culture	5,364
Courts & Judicial	7,105
Public Safety	23,283
Public Works	10,502
Comm/NBHD Development	22,088
Technology & GIS	5,916
Libraries/Human Dev.	12,634
Stormwater	3,575
ACE	5,000
Schools	60,897

TOTAL CIP EXPENDITURES \$156,365

FY 2005/06 - 2009/10 RECOMMENDED Capital Improvements Program & FY 2010/11 - 2014/15 Capital Needs Assessment

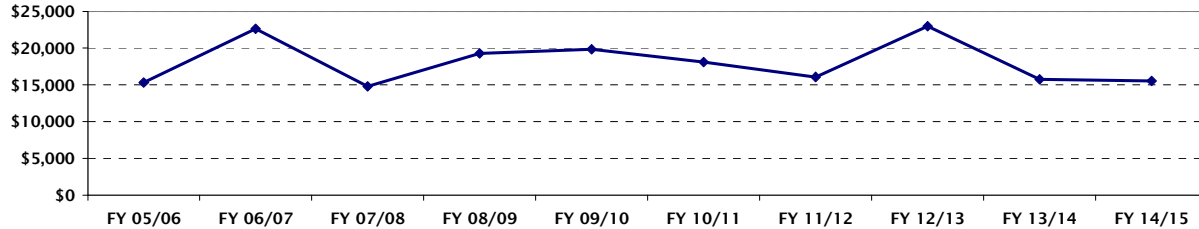
TOTAL CIP FUND
(\$ in thousands)



	FY 05/06	FY 06/07	FY 07/08	FY 08/09	FY 09/10	FY 06-10 TOTAL	FY 10/11	FY 11/12	FY 12/13	FY 13/14	FY 14/15	FY 11-15 Out-Years
REVENUES												
Local Revenues - Growth Formula	6,945	9,866	7,767	8,570	8,663	41,810	9,660	10,362	11,513	11,945	14,277	57,758
Other Transfers to CIP	5,035					5,035	-	-	-	-	-	-
Tourism Fund Revenues - ACE/Other	445	458	472	486	501	2,363	516	531	547	564	581	2,739
Interest Earned	250	250	250	250	250	1,250	250	250	250	250	250	1,250
Courthouse Maintenance Funds	30	31	32	33	34	159	35	36	37	38	39	185
General Fund Proffers	0	145	0	0	1,000	1,145	1,057	0	0	0	0	1,057
School Fund Proffers	265	100	100	100	100	665	0	0	0	0	0	0
Northside Library Lease Revenue Re-Apply	0	0	0	0	0	0	200	200	200	200	200	1,000
State Construction Funding	197	197	197	200	200	991	200	200	200	200	200	1,000
Borrowed Funds - General Government	4,617	14,431	7,027	10,722	10,437	47,234	9,614	6,534	14,779	8,247	6,419	45,593
VPSA Bonds - Schools	7,786	11,775	7,966	15,455	9,318	52,300	11,673	15,720	11,207	6,250	3,275	48,125
State Technology Grant	700	700	700	700	700	3,500	700	700	700	0	0	2,100
Use of Reserve	-1,112	-1,295	583	940	798	-87	-1,199	186	-2,320	-3,974	-4,723	-12,030
TOTAL REVENUES	25,158	36,658	25,093	37,456	32,000	156,365	32,706	34,719	37,113	23,720	20,518	148,776
PROJECTS												
General Government	15,325	22,633	14,802	19,301	19,832	91,893	18,118	16,084	22,991	15,745	15,518	88,456
Stormwater	450	650	725	800	950	3,575	1,000	1,000	1,000	1,000	1,000	5,000
Schools	9,383	13,375	9,566	17,355	11,218	60,897	13,588	17,635	13,122	6,975	4,000	55,320
TOTAL PROJECTS	25,158	36,658	25,093	37,456	32,000	156,365	32,706	34,719	37,113	23,720	20,518	148,776
CUMULATIVE OPERATING BUDGET IMPACT												
General Government	22	178	2,080	3,311	4,465	10,057	6,206	6,585	6,887	8,282	9,232	37,192
Stormwater	0	0	0	0	0	0	0	0	0	0	0	0
Schools	1,636	1,734	2,288	2,504	2,481	10,643	2,637	2,750	2,919	4,318	4,414	17,038
TOTAL OPERATING BUDGET IMPACT	1,658	1,912	4,368	5,815	6,946	20,700	8,843	9,335	9,806	12,600	13,646	54,230

FY 2005/06 – 2009/10 RECOMMENDED Capital Improvements Program & FY 2010/11 – 2014/15 Capital Needs Assessment

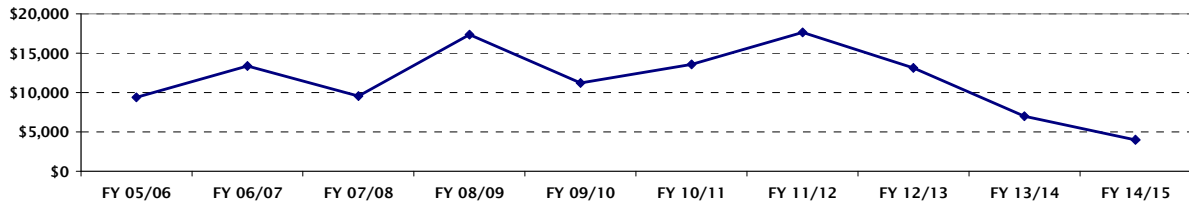
GENERAL GOVERNMENT CIP FUND
(\$ in thousands)



	FY 05/06	FY 06/07	FY 07/08	FY 08/09	FY 09/10	FY 06-10 Total	FY 10/11	FY 11/12	FY 12/13	FY 13/14	FY 14/15	FY 11-15 Out-Years
REVENUES												
Local Revenues - Growth Formula and Reserve	6,160	8,713	6,539	6,970	6,913	35,294	7,745	8,447	9,598	10,520	12,852	49,163
Use of Reserves	3,922	-1,295	583	940	798	4,948	-1,199	186	-2,320	-3,974	-4,723	-12,030
Tourism Fund Revenues	445	458	472	486	501	2,363	516	531	547	564	581	2,739
Interest Earned - General Government	150	150	150	150	150	750	150	150	150	150	150	750
Courthouse Maintenance Funds	30	31	32	33	34	159	35	36	37	38	39	185
Northside Library Lease Revenue Re-Apply	0	0	0	0	0	0	200	200	200	200	200	1,000
General Fund Proffers	0	145	0	0	1,000	1,145	1,057	0	0	0	0	1,057
Borrowed Funds - Courts Expansion	0	1,450	0	625	3,915	5,990	1,568	0	0	0	0	1,568
Borrowed Funds - Northern Fire Station	880	0	832	0	0	1,712	0	0	0	0	0	0
Borrowed Funds - Pantops Fire Station	842	390	1,970	1,124	0	4,326	0	0	0	0	0	0
Borrowed Funds - Ivy Fire Station	0	1,634	801	0	4,120	6,555	0	0	0	0	0	0
Borrowed Funds - Fire Apparatus	1,291	2,265	966	854	2,402	7,778	2,356	0	1,296	1,437	710	5,799
Borrowed Funds - Crozet Ladder Truck	0	0	0	0	0	0	1,629	0	0	0	0	1,629
Borrowed Funds - Fire/Police Range	0	584	0	1,050	0	1,634	0	0	0	0	0	0
Borrowed Funds - COB McIntire	1,180	2,475	0	0	0	3,655	0	0	0	0	0	0
Borrowed Funds - Transportation Improvements	0	0	0	0	0	0	0	0	0	0	0	0
Borrowed Funds - Recreation Facilities	0	2,030	0	0	0	2,030	0	0	0	0	0	0
Borrowed Funds - Southern Area Park	0	0	0	0	0	0	0	191	1,963	0	0	2,154
Borrowed Funds - Crozet Community Park	0	0	0	1,000	0	1,000	1,859	0	0	0	0	1,859
Borrowed Funds - Northern Park	0	0	0	0	0	0	1,061	0	1,971	0	0	3,032
Borrowed Funds - Northside Library	0	0	1,012	6,069	0	7,081	0	0	0	0	0	0.00
Borrowed Funds - 29 North Library	0	0	0	0	0	0	369	1,347	8,195	2,690	0	12,601
Borrowed Funds - Crozet Library	424	3,603	1,446	0	0	5,473	0	0	0	0	0	0
Borrowed Funds - Southern Library	0	0	0	0	0	0	0	0	686	2,153	5,082	7,921
Borrowed Funds - Central Library	0	0	0	0	0	0	772	4,577	295	0	0	5,644
Borrowed Funds - Scottsville Library	0	0	0	0	0	0	0	419	373	1,967	627	3,386
Borrowed Funds - Key Business Systems	0	0	0	0	0	0	0	0	0	0	0	0
Total Revenues	15,325	22,633	14,802	19,301	19,832	91,893	18,118	16,084	22,991	15,745	15,518	88,456
PROJECTS												
Courts & Judicial	535	1,565	115	740	4,150	7,105	1,683	120	135	100	125	2,163
Public Safety	3,447	5,383	4,768	3,165	6,522	23,284	3,750	2,044	2,118	1,142	2,015	11,068
Public Works	2,470	3,670	1,550	1,509	1,303	10,502	1,328	1,228	1,203	1,038	1,013	5,810
Community & Neighborhood Development	3,086	4,437	4,018	4,871	5,676	22,088	4,616	4,543	4,610	5,132	5,084	23,985
Human Development	40	40	0	0	0	80	0	0	0	0	0	0
Parks, Recreation & Culture	367	2,460	468	1,442	627	5,364	4,656	852	4,406	533	562	11,009
Libraries	424	3,603	2,458	6,069	0	12,554	1,141	6,342	9,549	6,810	5,709	29,551
Technology & GIS	3,956	475	425	505	555	5,916	595	605	620	640	660	3,120
Acquisition of Conservation Easements	1,000	1,000	1,000	1,000	1,000	5,000	350	350	350	350	350	1,750
Total Projects	15,325	22,633	14,802	19,301	19,832	91,893	18,118	16,084	22,991	15,745	15,518	88,456
CUMULATIVE OPERATING BUDGET IMPACT												
Courts & Judicial	0	0	0	0	0	0	0	0	0	0	0	0
Public Safety	2	0	1,651	2,722	3,398	7,772	4,708	4,936	5,211	5,469	5,736	26,061
Public Works	0	60	82	164	221	526	288	305	322	384	401	1,699
Community & Neighborhood Development	10	31	106	139	178	464	222	266	293	328	354	1,461
Human Development	0	0	0	0	0	0	0	0	0	0	0	0
Parks & Recreation	0	87	108	148	180	524	485	560	527	739	704	3,016
Libraries	0	0	134	138	489	761	503	519	534	1,363	2,037	4,956
Technology & GIS	10	0	0	0	0	10	0	0	0	0	0	0
Acquisition of Conservation Easements	0	0	0	0	0	0	0	0	0	0	0	0
Total Operating Budget Impact	22	178	2,080	3,311	4,465	10,057	6,206	6,585	6,887	8,282	9,232	37,192

FY 2005/06 - 2009/10 ADOPTED Capital Improvements Program & FY 2010/11 - 2014/15 Capital Needs Assessment

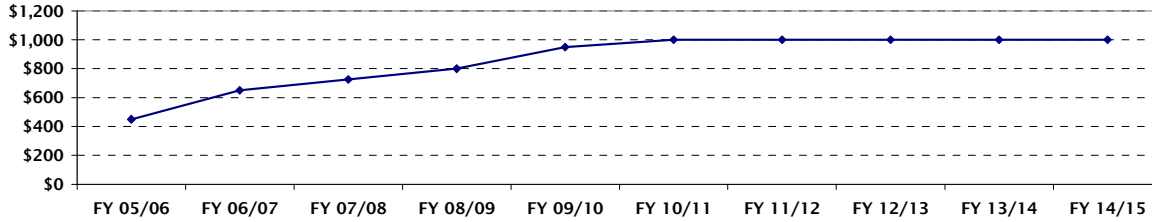
SCHOOLS CIP FUND (\$ in thousands)



	FY 05/06	FY 06/07	FY 07/08	FY 08/09	FY 09/10	FY 06-10 Total	FY 10/11	FY 11/12	FY 12/13	FY 13/14	FY 14/15	FY 11-15 Out-Years
REVENUES												
Local Revenues - General Fund	335	503	503	800	800	2,941	915	915	915	425	425	3,595
Professors	265	100	100	100	100	665	0	0	0	0	0	0
School Interest Earned	100	100	100	100	100	500	100	100	100	100	100	500
State Construction Funding - Schools	197	197	197	200	200	991	200	200	200	200	200	1,000
VPSA Bonds - Schools	7,786	11,775	7,966	15,455	9,318	52,300	11,673	15,720	11,207	6,250	3,275	48,125
State Technology Grant	700	700	700	700	700	3,500	700	700	700	0	0	2,100
Total Revenues	9,383	13,375	9,566	17,355	11,218	60,897	13,588	17,635	13,122	6,975	4,000	55,320
REQUESTED PROJECTS FUNDED FROM CURRENT REVENUES												
Schools Maintenance/Replacement - Pay-as-you-go	377	380	275	475	475	1,982	490	490	490	0	0	1,470
Administrative Technology	70	70	175	175	175	665	175	175	175	175	175	875
Instructional Technology	450	450	450	550	550	2,450	550	550	550	550	550	2,750
State Technology Grant	700	700	700	700	700	3,500	700	700	700	0	0	2,100
Subtotal	1,597	1,600	1,600	1,900	1,900	8,597	1,915	1,915	1,915	725	725	7,195
REQUESTED PROJECTS FUNDED FROM BORROWED FUNDS												
Elementary Site Land Acquisition	0	0	0	0	25	25	2,000	0	0	0	0	2,000
Henley Addition/Renovation	1,000	0	0	0	0	1,000	0	0	0	0	0	0
Murray High School Renovations	149	0	0	0	0	149	0	0	0	0	0	0
Cale Addition	0	2,863	0	0	0	2,863	0	0	0	0	0	0
Elementary #17	0	0	0	0	0	0	950	14,000	650	0	0	15,600
ADA Structural Changes	50	15	20	20	40	145	0	0	0	0	0	0
Monticello HS Auditorium	800	4,731	0	0	0	5,531	0	0	0	0	0	0
Monticello HS Auxiliary Gym	1,999	0	0	0	0	1,999	0	0	0	0	0	0
WAHS Auditorium Moveable Wall	0	390	0	0	0	390	0	0	0	0	0	0
Building Services Office/Warehouse	0	0	800	3,184	0	3,984	0	0	0	0	0	0
Additional High School Capacity	0	0	0	0	0	0	0	1,000	8,756	0	0	9,756
WAHS Window Replacement	0	0	420	0	0	420	0	0	0	0	0	0
Wide Area Network Upgrade	0	0	1,122	0	0	1,122	0	0	0	0	0	0
Schools Maintenance/Replacement - Financed	3,423	3,301	4,904	1,639	1,466	14,733	1,672	720	1,501	1,750	1,775	7,418
Vehicle Maintenance Facility - Emergency Generator	165	0	0	0	0	165	0	0	0	0	0	0
Jouett-Greer Site Reconfiguration	200	475	0	0	0	675	0	0	0	0	0	0
Red Hill Elementary Addition/Renovation	0	0	0	400	3,259	3,659	0	0	0	0	0	0
Scottsville Addition/Renovation	0	0	0	451	2,195	2,646	0	0	0	0	0	0
Gymnasium HVAC and Lighting Replacement	0	0	0	198	1,533	1,731	1,448	0	0	0	0	1,448
Greer Elementary School Renovations	0	0	0	0	600	600	4,933	0	0	0	0	4,933
Henley Auxiliary PE/Meeting Space	0	0	0	0	200	200	670	0	0	0	0	670
Elementary #18	0	0	0	0	0	0	0	0	0	0	1,500	1,500
Albemarle High School Addition/Renovation	0	0	700	9,563	0	10,263	0	0	0	0	0	0
Additional Elementary Capacity	0	0	0	0	0	0	0	0	300	4,500	0	4,800
Subtotal for Bonded Projects	7,786	11,775	7,966	15,455	9,318	52,300	11,673	15,720	11,207	6,250	3,275	48,125
TOTAL PROJECTS	9,383	13,375	9,566	17,355	11,218	60,897	13,588	17,635	13,122	6,975	4,000	55,320
CUMULATIVE OPERATING BUDGET IMPACT												
Schools	1,636	1,734	2,288	2,504	2,481	10,643	2,637	2,750	2,919	4,318	4,414	17,038

FY 2005/06 - 2009/10 ADOPTED Capital Improvements Program & FY 2010/11 - 2014/15 Capital Needs Assessment

STORMWATER CIP FUND (\$ in thousands)



	FY 05/06	FY 06/07	FY 07/08	FY 08/09	FY 09/10	FY 06-10 TOTAL	FY 10/11	FY 11/12	FY 12/13	FY 13/14	FY 14/15	FY 11-15 Out-Years
Revenues												
Local Revenues - General Fund	450	650	725	800	950	3,575	1,000	1,000	1,000	1,000	1,000	5,000
TOTAL REVENUES	450	650	725	800	950	3,575	1,000	1,000	1,000	1,000	1,000	5,000
Projects												
Stormwater Control Program	450	650	725	800	950	3,575	1,000	1,000	1,000	1,000	1,000	5,000
TOTAL PROJECTS	450	650	725	800	950	3,575	1,000	1,000	1,000	1,000	1,000	5,000
Cumulative Operating Budget Impact												
* Stormwater Control Program	0	0	0	0	0	0	0	0	0	0	0	0
TOTAL OPERATING BUDGET	0	0	0	0	0	0	0	0	0	0	0	0

* The impact on the operating budget of the Stormwater Control Program is unknown at this time.

FY 2005/06 – 2009/10 ADOPTED Capital Improvements Program & FY 2010/11 – 2014/15 Capital Needs Assessment

SUMMARY OF PROJECTS
(\$ in thousands)

Project	FY 05/06	FY 06/07	FY 07/08	FY 08/09	FY 09/10	Total CIP FY 06-10	FY 10/11	FY 11/12	FY 12/13	FY 13/14	FY 14/15	FY 11-15 Out-Years	Total CIP FY 06-15
1. Courts													
A. J&DR Court Expansion/Renovation	0	1,450	0	0	0	1,450	0	0	0	0	0	0	1,450
B. Levy Building Renovation	25	0	0	625	3,915	4,565	0	0	0	0	0	0	4,565
C. Court Square Renovations	20	0	0	0	120	140	1,568	0	0	0	0	1,568	1,708
D. Court Square Sallyport	350	0	0	0	0	350	0	0	0	0	0	0	350
E. Court Square - Maintenance/Replacement	125	100	100	100	100	525	100	105	120	100	125	550	1,075
F. J&DR Court - Maintenance/Replacement	15	15	15	15	15	75	15	15	15	0	0	45	120
Subtotal	535	1,565	115	740	4,150	7,105	1,683	120	135	100	125	2,163	9,268
2. Public Safety													
A. Station 11 - Monticello Fire Station Fiber Con.	161	0	0	0	0	161	0	0	0	0	0	0	161
B. Station 12 - Northside Fire Station	880	83	832	0	0	1,794	0	0	0	0	0	0	1,794
C. Station 13 - Pantops Fire Station	842	390	1,970	1,124	0	4,325	0	0	0	0	0	0	4,325
D. Station 14 - East Ivy Station	0	1,634	801	0	4,120	6,555	0	0	0	0	0	0	6,555
E. VFD Fire & EMS Apparatus Replacement	1,291	2,265	966	854	2,402	7,778	2,356	1,296	1,437	710	1,629	7,427	15,205
F. Crozet Ladder Truck	0	0	0	0	0	0	1,180	0	0	0	0	1,180	1,180
G. Fire/Rescue Mobile Data Computers	0	0	0	0	0	0	17	524	251	259	266	1,317	1,317
H. Station 8 - Seminole Trail and CARS Station	20	0	0	0	0	20	0	0	0	0	0	0	20
I. Fire/Rescue Training Center / Police Firing Range	0	584	0	1,050	0	1,634	171	0	247	0	0	417	2,051
J. Police Patrol Video Cameras	23	192	157	137	0	509	26	224	183	174	0	607	1,116
K. Police Mobile Data Computers	180	185	42	0	0	407	0	0	0	0	0	0	407
L. Public Safety Mobile Command Center	0	0	0	0	0	0	0	0	0	0	120	120	120
M. New County Animal Shelter - SPCA	50	50	0	0	0	100	0	0	0	0	0	0	100
Subtotal	3,447	5,383	4,768	3,165	6,522	23,283	3,750	2,044	2,118	1,142	2,015	11,068	34,351
3. Public Works													
A. County Facilities - Maintenance/Replacement	650	555	660	610	585	3,060	760	760	735	570	545	3,370	6,430
B. Recycling Centers	0	0	250	250	250	750	0	0	0	0	0	0	750
C. Ivy Landfill Remediation	640	640	640	649	468	3,037	468	468	468	468	468	2,340	5,377
D. Keene Landfill Closure	0	0	0	0	0	0	100	0	0	0	0	100	100
E. COB McIntire Renovations	1,180	2,475	0	0	0	3,655	0	0	0	0	0	0	3,655
Subtotal	2,470	3,670	1,550	1,509	1,303	10,502	1,328	1,228	1,203	1,038	1,013	5,810	16,312
4. Community/Neighborhood Development													
A. Neighborhood Plan Implementation Program	217	590	605	621	563	2,596	580	597	615	1,000	1,000	3,792	6,388
B. Revenue Sharing Road Program	1,000	1,000	1,000	1,000	1,000	5,000	1,000	1,000	1,000	1,000	1,000	5,000	10,000
C. Hillsdale Road Connector	0	0	0	0	0	0	79	0	0	0	0	79	79
D. Sidewalk Construction Program	641	500	515	530	563	2,749	580	597	615	750	700	3,242	5,991
E. Transportation Improvement Program - LOCAL	1,200	1,390	1,625	2,125	2,125	8,465	2,125	2,125	2,125	2,125	2,125	10,625	19,090
F. Transportation Improvement Program - REGIONAL	0	100	100	100	100	400	0	0	0	0	0	0	400
G. Roadway Landscaping Program	28	107	125	446	274	980	200	170	200	200	200	970	1,950
H. Streetlamp Program	0	46	48	49	51	194	52	54	55	57	59	277	471
I. Meadow Creek Residential Development	0	0	0	0	1,000	1,000	0	0	0	0	0	0	1,000
J. Route 22/250 Intersection Improvements	0	145	0	0	0	145	0	0	0	0	0	0	145
K. Records Management System	0	559	0	0	0	559	0	0	0	0	0	0	559
Subtotal	3,086	4,437	4,018	4,871	5,676	22,088	4,616	4,543	4,610	5,132	5,084	23,985	46,073
5. Human Development													
A. PVCC - Site Work for Science Building	40	40	0	0	0	80	0	0	0	0	0	0	80
Subtotal	40	40	0	0	0	80	0	0	0	0	0	0	80
6. Parks, Recreation & Culture													
A. County Athletic Field Development	0	0	30	31	32	93	33	34	35	36	37	175	268
B. Recreation Facilities Project	0	2,030	0	0	0	2,030	0	0	0	0	0	0	2,030
C. Scottsville CC Improvements	57	0	0	0	0	57	0	0	0	0	0	0	57
D. Southern Urban Area Park	0	0	0	0	0	0	1,057	191	1,963	0	0	3,211	3,211
E. Park System Redesign Study	0	0	0	0	0	0	100	0	0	0	0	100	100
F. Paramount Theater	33	33	33	33	33	165	0	0	0	0	0	0	165
G. Greenway Program	25	25	50	50	50	200	50	50	50	50	50	250	450
H. River and Lake Access Improvements	36	37	38	39	41	191	42	43	44	47	49	225	416
I. Crozet Growth Area Community Park Facilities	0	0	0	1,000	181	1,181	1,859	0	0	0	0	1,859	3,040
J. Northern Urban Area Park	0	0	0	0	0	0	1,061	192	1,971	0	0	3,224	3,224
K. Patricia Byrom Forest Preserve Park	83	0	0	0	0	83	0	0	0	0	0	0	83
L. Priddy Creek Trail Park	0	0	0	0	0	0	113	0	0	0	0	113	113
M. Mint Springs Fishing Accessibility	0	196	0	0	0	196	0	0	0	0	0	0	196
N. Park Enhancements	57	44	79	100	100	380	100	92	93	150	150	585	965
O. North Fork Rivanna Natural Area	0	0	0	0	0	0	50	50	50	50	70	270	270
P. Parks - Maintenance/Replacement	76	95	118	189	190	668	191	200	200	200	206	997	1,665
Q. Cale Elementary School Playground Equipment	0	0	120	0	0	120	0	0	0	0	0	0	120
Subtotal	367	2,460	468	1,442	627	5,364	4,656	852	4,406	533	562	11,009	16,373
7. Libraries													
A. New Northside Library	0	0	1,012	6,069	0	7,081	0	0	0	0	0	0	7,081
B. New Library 29N Corridor	0	0	0	0	0	0	369	1,347	8,195	2,690	0	12,600	12,600
C. New Crozet Library	424	3,603	1,446	0	0	5,473	0	0	0	0	0	0	5,473
D. New Library Southern Urban Area	0	0	0	0	0	0	0	0	686	2,153	5,082	7,922	7,922
E. Central Library Renovation	0	0	0	0	0	0	772	4,577	295	0	0	5,644	5,644
F. Scottsville Library Expansion	0	0	0	0	0	0	0	419	373	1,967	627	3,385	3,385
Subtotal	424	3,603	2,458	6,069	0	12,554	1,141	6,342	9,549	6,810	5,709	29,551	42,105
8. Technology and GIS													
A. County Technology Upgrade - GIS System	220	50	0	0	0	270	0	0	0	0	0	0	270
B. County IT - Business Key Systems Upgrade	3,211	0	0	0	0	3,211	0	0	0	0	0	0	3,211
C. County Computer Upgrade	425	425	425	505	555	2,335	595	605	620	640	660	3,120	5,455
D. City View Internet Access	100	0	0	0	0	100	0	0	0	0	0	0	100
Subtotal	3,956	475	425	505	555	5,916	595	605	620	640	660	3,120	9,036
9. Acquisition of Conservation Easements													
A. ACE Program - Tourism Fund	350	350	350	350	350	1,750	350	350	350	350	350	1,750	3,500
B. ACE Program - County	650	650	650	650	650	3,250	0	0	0	0	0	0	3,250
Subtotal	1,000	1,000	1,000	1,000	1,000	5,000	350	350	350	350	350	1,750	6,750
General Government Projects Subtotal	15,325	22,633	14,802	19,301	19,832	91,893	18,118	16,084	22,991	15,745	15,518	88,456	180,349

FY 2005/06 – 2009/10 ADOPTED Capital Improvements Program & FY 2010/11 – 2014/15 Capital Needs Assessment

SUMMARY OF PROJECTS
(\$ in thousands)

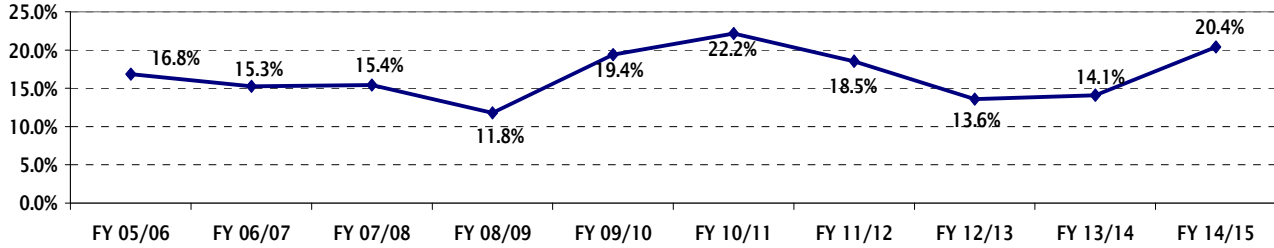
Project	FY 05/06	FY 06/07	FY 07/08	FY 08/09	FY 09/10	Total CIP FY 06-10	FY 10/11	FY 11/12	FY 12/13	FY 13/14	FY 14/15	FY 11-15 Out-Years	Total CIP FY 06-15
10. Stormwater Control													
A. Stormwater Control Program	450	650	725	800	950	3,575	1,000	1,000	1,000	1,000	1,000	5,000	8,575
Stormwater Control Subtotal	450	650	725	800	950	3,575	1,000	1,000	1,000	1,000	1,000	5,000	8,575
11. Schools - REQUESTED PROJECTS													
A. Elementary Site Land Acquisition	0	0	0	0	25	25	2,000	0	0	0	0	2,000	2,025
B. Henley Addition/Renovation	1,000	0	0	0	0	1,000	0	0	0	0	0	0	1,000
C. Murray High School Renovations	149	0	0	0	0	149	0	0	0	0	0	0	149
D. Cale Addition	0	2,863	0	0	0	2,863	0	0	0	0	0	0	2,863
E. Elementary #17	0	0	0	0	0	0	950	14,000	650	0	0	15,600	15,600
F. ADA Structural Changes	50	15	20	20	40	145	0	0	0	0	0	0	145
G. Monticello HS Auditorium	800	4,731	0	0	0	5,531	0	0	0	0	0	0	5,531
H. Monticello HS Auxiliary Gym	1,999	0	0	0	0	1,999	0	0	0	0	0	0	1,999
I. WAHS Auditorium Moveable Wall	0	390	0	0	0	390	0	0	0	0	0	0	390
J. Building Services Office/Warehouse	0	0	800	3,184	0	3,984	0	0	0	0	0	0	3,984
K. Additional High School Capacity	0	0	0	0	0	0	0	1,000	8,756	0	0	9,756	9,756
L. WAHS Window Replacement	0	0	420	0	0	420	0	0	0	0	0	0	420
M. Administrative Technology	70	70	175	175	175	665	175	175	175	175	175	875	1,540
N. Wide Area Network Upgrade	0	0	1,122	0	0	1,122	0	0	0	0	0	0	1,122
O. Instructional Technology	450	450	450	550	550	2,450	550	550	550	550	550	2,750	5,200
P. Schools Maintenance/Replacement - Financed	3,423	3,301	4,904	1,639	1,466	14,733	1,672	720	1,501	1,750	1,775	7,418	22,151
Schools Maintenance/Replacement - Pay-as-you-go	377	380	275	475	475	1,982	490	490	490	0	0	1,470	3,452
Q. Technology Grant	700	700	700	700	700	3,500	700	700	700	0	0	2,100	5,600
R. Vehicle Maintenance Facility - Emergency Generator	165	0	0	0	0	165	0	0	0	0	0	0	165
S. Jouett-Greer Site Reconfiguration	200	475	0	0	0	675	0	0	0	0	0	0	675
T. Red Hill Elementary Addition/Renovation	0	0	0	400	3,259	3,659	0	0	0	0	0	0	3,659
U. Scottsville Addition/Renovation	0	0	0	451	2,195	2,646	0	0	0	0	0	0	2,646
V. Gymnasium HVAC and Lighting Replacement	0	0	0	198	1,533	1,731	1,448	0	0	0	0	1,448	3,179
W. Greer Elementary School Renovations	0	0	0	0	600	600	4,933	0	0	0	0	4,933	5,533
X. Henley Auxiliary PE/Meeting Space	0	0	0	0	200	200	670	0	0	0	0	670	870
Y. Elementary #18	0	0	0	0	0	0	0	0	0	0	1,500	1,500	1,500
Z. Albemarle High School Addition/Renovation	0	0	700	9,563	0	10,263	0	0	0	0	0	0	10,263
AA. Additional Elementary Capacity	0	0	0	0	0	0	0	0	300	4,500	0	4,800	4,800
Schools Projects Subtotal	9,383	13,375	9,566	17,355	11,218	60,897	13,588	17,635	13,122	6,975	4,000	55,320	116,217
TOTAL RECOMMENDED PROJECTS	25,158	36,658	25,093	37,456	32,000	156,365	32,706	34,719	37,113	23,720	20,518	148,776	305,141

FY 2005/06 – 2009/10 ADOPTED Capital Improvements Program & FY 2010/11 – 2014/15 Capital Needs Assessment

General Government – Maintenance/Replacement

(\$ in thousands)

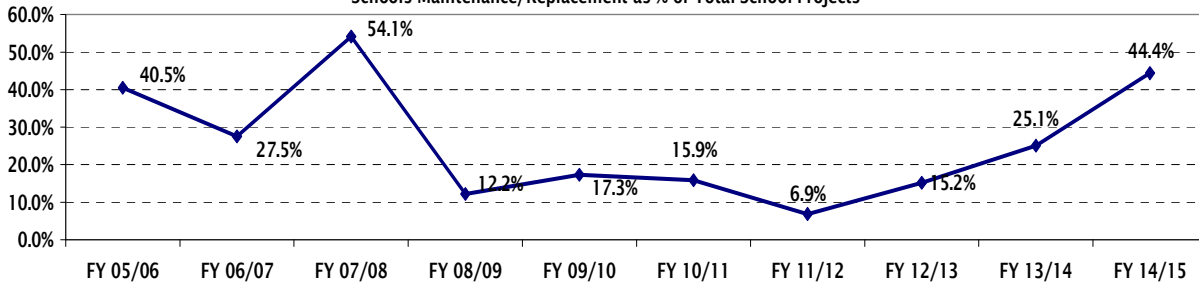
General Government Maintenance/Replacement as % of Total General Government Projects



	FY 05/06	FY 06/07	FY 07/08	FY 08/09	FY 09/10	TOTAL FY 06-10	FY 10/11	FY 11/12	FY 12/13	FY 13/14	FY 14/15	FY 11-15 Out-Years
Court Square - Maintenance/Replacement	125	100	100	100	100	525	100	105	120	100	125	550
J&DR Court - Maintenance/Replacement	15	15	15	15	15	75	15	15	15	0	0	45
Fire/Rescue Apparatus Replacement	1,291	2,265	966	854	2,402	7,778	2,356	1,296	1,437	710	1,629	7,427
County Facilities - Maintenance/Replacement	650	555	660	610	585	3,060	760	760	735	570	545	3,370
Parks - Maintenance/Replacement	76	95	118	189	190	668	191	200	200	200	206	997
County Computer Upgrade	425	425	425	505	555	2,335	595	605	620	640	660	3,120
General Govt. Maintenance/Replacement	2,582	3,455	2,284	2,273	3,847	14,441	4,017	2,981	3,127	2,220	3,165	15,509
Total General Government Projects	15,325	22,633	14,802	19,301	19,832	91,893	18,118	16,084	22,991	15,745	15,518	88,456
% of Projects	16.8%	15.3%	15.4%	11.8%	19.4%	15.7%	22.2%	18.5%	13.6%	14.1%	20.4%	17.5%

Schools – Maintenance Replacement

Schools Maintenance/Replacement as % of Total School Projects



	FY 05/06	FY 06/07	FY 07/08	FY 08/09	FY 09/10	TOTAL FY 06-10	FY 10/11	FY 11/12	FY 12/13	FY 13/14	FY 14/15	FY 11-15 Out-Years
Schools Maintenance/Replacement REQUESTED	3,800	3,681	5,179	2,114	1,941	16,715	2,162	1,210	1,991	1,750	1,775	8,888
Total School Projects	9,383	13,375	9,566	17,355	11,218	60,897	13,588	17,635	13,122	6,975	4,000	55,320
% of Projects	40.5%	27.5%	54.1%	12.2%	17.3%	27.4%	15.9%	6.9%	15.2%	25.1%	44.4%	16.1%

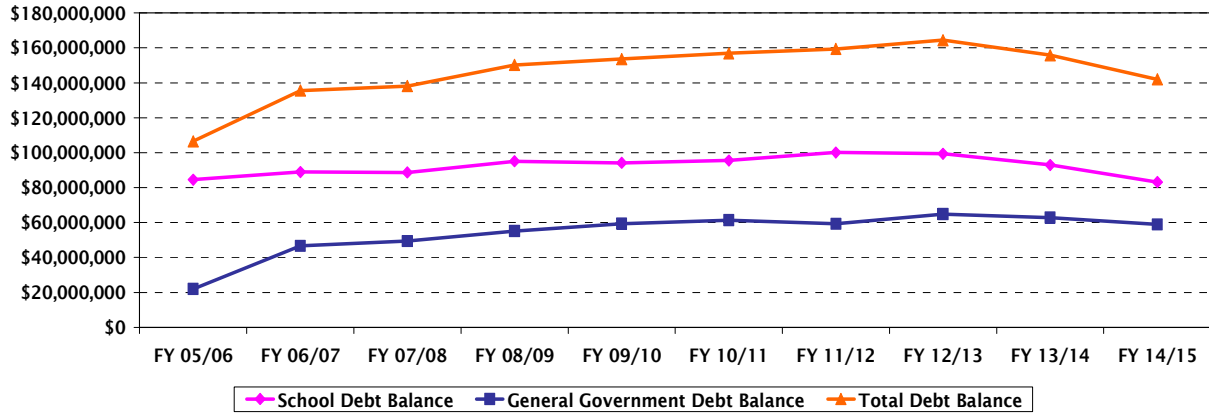
FY 2005/06 – 2009/10 RECOMMENDED Capital Improvements Program & FY 2010/11 – 2014/15 Capital Needs Assessment

ADDITIONAL OPERATING BUDGET IMPACT
(\$ in thousands)

FUNCTIONAL AREA	FY 05/06	FY 06/07	FY 07/08	FY 08/09	FY 09/10	Total CIP FY 06-10	FY 10/11	FY 11/12	FY 12/13	FY13/14	FY 14/15	FY 11-15 Out-Years
GENERAL GOVERNMENT												
<u>Courts & Judicial</u> (None)	0	0	0	0	0	0	0	0	0	0	0	0
<u>Public Safety</u>												
Station 12 - Northside Fire Station	0	0	1,096	1,225	1,283	3,604	1,343	1,406	1,472	1,541	1,614	7,376
Station 13 - Pantops Fire Station	0	0	444	1,381	1,442	3,267	1,512	1,585	1,662	1,742	1,826	8,327
Station 14 - East Ivy Station	0	0	0	0	553	553	1,727	1,810	1,897	1,989	2,085	9,508
Fire Rescue Mobile Data Computers	0	0	0	0	0	0	0	4	45	56	66	171
Crozet Ladder Truck	0	0	0	0	0	0	3	4	5	6	7	25
Fire Rescue Training Center/Police Firing Range	0	0	88	90	93	271	96	99	101	105	108	508
Police Video Cameras	2	0	2	2	2	8	2	2	2	2	2	10
Police Mobile Data Computers	0	0	21	24	25	70	26	26	27	28	29	136
Subtotal, Public Safety	2	0	1,651	2,722	3,398	7,772	4,708	4,936	5,211	5,469	5,736	26,061
<u>Public Works</u>												
County Facilities Maintenance/Replacement	0	60	62	64	66	251	68	70	72	74	76	359
Recycling Centers	0	0	20	100	155	275	220	235	250	310	325	1,340
Subtotal, Public Works	0	60	82	164	221	526	288	305	322	384	401	1,699
<u>Community & Neighborhood Development</u>												
Neighborhood Plan Implementation Program	8	13	25	41	63	150	86	117	131	154	179	667
Sidewalk Construction Program	2	7	12	17	21	59	29	34	40	45	50	198
Roadway Landscaping Program	0	10	20	30	40	100	50	55	60	65	60	290
Street Lamp Program	0	1	3	4	5	13	7	8	9	9	9	40
Records Management System	0	0	46	47	49	142	50	52	53	55	56	266
Subtotal, Community & Neighborhood Development	10	31	106	139	178	464	222	266	293	328	354	1,461
<u>Human Development</u> (None)												
<u>Parks, Recreation & Culture</u>												
County Athletic Field Development	0	0	0	13	21	34	29	37	45	55	64	230
Recreation Facilities Project	0	0	0	0	0	0	0	0	0	0	0	0
Scottsville Community Center Improvements	0	1	1	1	1	4	1	1	1	1	1	5
Southern Urban Area Park	0	0	0	0	0	0	143	74	75	77	79	448
Greenway Program	0	12	15	18	21	66	29	27	30	33	36	155
River and Lake Access Improvements	0	68	86	104	124	382	144	165	186	207	228	930
Crozet Growth Area Community Park Facilities	0	0	0	0	0	0	0	162	91	93	96	442
Northern Urban Area Community Park	0	0	0	0	0	0	0	0	0	171	96	267
Patricia Byrom Forest Preserve Park	0	6	6	6	7	25	7	7	7	7	7	35
Priddy Creek Trail Park	0	0	0	0	0	0	118	72	74	76	78	418
Mint Springs Fishing Accessibility	0.0	0.2	0.2	0.2	0.2	1	0.2	0.2	0.2	0.2	0.2	1
Park Enhancements	0	0	0	6	6	12	14	15	18	19	19	85
Subtotal, Parks, Recreation & Culture	0	87	108	148	180	524	485	560	527	739	704	3,016
<u>Libraries</u>												
New Northside Library	0	0	0	0	347	347	357	368	379	390	402	1,895
New Library 29N Corridor	0	0	0	0	0	0	0	0	0	813	837	1,650
New Crozet Library	0	0	134	138	142	414	146	151	155	160	165	777
New Library Southern Urban Area	0	0	0	0	0	0	0	0	0	0	516	516
Scottsville Library Expansion	0	0	0	0	0	0	0	0	0	0	117	117
Subtotal, Libraries	0	0	134	138	489	761	503	519	534	1,363	2,037	4,956
<u>Technology & GIS</u>												
City View Internet Access	10	0	0	0	0	10	0	0	0	0	0	0
	10	0	0	0	0	10	0	0	0	0	0	0
<u>Acquisition of Conservation Easements</u> (None)	0	0	0	0	0	0	0	0	0	0	0	0
GENERAL GOVERNMENT SUBTOTAL	22	178	2,080	3,311	4,465	10,057	6,206	6,585	6,887	8,282	9,232	37,192
STORMWATER CONTROL (Unknown at this time)												
0	0	0	0	0	0	0	0	0	0	0	0	0
SCHOOL FUND - REQUESTED PROJECTS												
Henley Renovation	73	73	73	73	73	365	73	73	73	73	73	365
Cale Addition	0	0	170	170	170	510	170	170	170	170	170	850
Elementary #17	0	0	0	0	0	0	0	0	0	1,230	1,230	2,460
Monticello High School Auditorium	0	0	75	75	75	225	75	75	75	75	75	375
Monticello High School Auxiliary Gym	0	47	47	47	47	188	47	47	47	47	47	235
Building Services Office/Warehouse	0	0	0	83	0	83	0	0	0	0	0	0
Additional High School Capacity	0	0	0	0	0	0	0	0	109	109	109	327
Administrative Technology	149	162	233	246	259	1,049	272	285	298	311	324	1,490
Wide Area Network Upgrade	773	773	773	773	773	3,865	773	773	773	773	773	3,865
Instructional Technology	639	677	915	962	1,009	4,202	1,056	1,103	1,150	1,197	1,244	5,750
Vehicle Maintenance Facility/Emergency Generator	2	2	2	2	2	10	2	2	2	2	2	10
Red Hill Elementary Addition/Renovation	0	0	0	0	0	0	56	56	56	56	56	280
Scottsville Addition/Renovation	0	0	0	0	0	0	40	40	40	40	40	200
Greer Elementary School Renovations	0	0	0	0	0	0	0	39	39	39	39	156
Henley Auxiliary PE/Meeting Space	0	0	0	0	0	0	0	14	14	14	14	56
Albemarle High School Addition/Renovation	0	0	0	73	73	146	73	73	73	73	73	365
Additional Elementary Capacity	0	0	0	0	0	0	0	0	0	109	145	254
SCHOOLS FUND REQUESTED SUBTOTAL	1,636	1,734	2,288	2,504	2,481	10,643	2,637	2,750	2,919	4,318	4,414	17,038
TOTAL OPERATING BUDGET IMPACT	1,658	1,912	4,368	5,815	6,946	20,700	8,843	9,335	9,806	12,600	13,646	54,230

FY 2005/06 – 2009/10 ADOPTED Capital Improvements Program & FY 2010/11 – 2014/15 Capital Needs Assessment

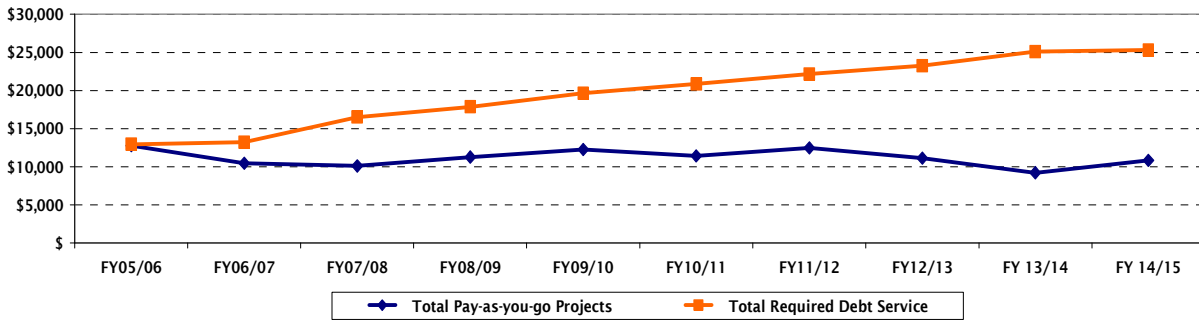
DEBT BALANCE - TOTAL OBLIGATED DEBT
(\$ in thousands)



	FY 05/06	FY 06/07	FY 07/08	FY 08/09	FY 09/10	FY 06-10 TOTAL	FY 10/11	FY 11/12	FY 12/13	FY 13/14	FY 14/15	FY 11-15 Out-Years
General Government Projects												
Beginning Debt Balance	23,342	21,957	46,597	49,403	55,160		59,414	61,318	59,351	64,922	62,826	
Anticipated Issuance*		26,063	7,027	10,722	10,437		9,614	6,534	14,779	8,247	6,419	
Total Debt Balance	23,342	48,020	53,624	60,125	65,597		69,028	67,852	74,130	73,169	69,245	
Retired Debt	1,385	1,422	4,222	4,964	6,183	18,177	7,710	8,501	9,208	10,344	10,364	46,127
General Government Debt Balance	21,957	46,597	49,403	55,160	59,414		61,318	59,351	64,922	62,826	58,880	
Total New Projects - Borrowed	4,617	14,431	7,027	10,722	10,437	47,234	9,614	6,534	14,779	8,247	6,419	45,593
School Projects												
Beginning Debt Balance	83,765	84,536	89,001	88,685	95,105		94,187	95,560	100,120	99,455	92,957	
Total New Projects - Borrowed	7,786	11,775	7,966	15,455	9,318	52,300	11,673	15,720	11,207	6,250	3,275	48,125
Retired Debt	7,015	7,310	8,283	9,035	10,236	41,878	10,300	11,161	11,872	12,748	13,080	59,161
School Debt Balance	84,536	89,001	88,685	95,105	94,187		95,560	100,120	99,455	92,957	83,151	
Total Debt Balance	106,493	135,598	138,087	150,265	153,601		156,879	159,471	164,377	155,782	142,031	

FY 2005/06 – 2009/10 ADOPTED Capital Improvements Program & FY 2010/11 – 2014/15 Capital Needs Assessment

PAY-AS-YOU-GO VS. DEBT SERVICE
(\$ in thousands)



	FY05/06	FY06/07	FY07/08	FY08/09	FY09/10	FY 06-10 TOTAL	FY10/11	FY11/12	FY12/13	FY 13/14	FY 14/15	FY 11-15 Out-Years
CIP/Debt Service Revenues												
Beginning Reserve Balance	3,611	4,723	6,018	5,435	4,495	24,282	3,697	4,897	4,711	7,031	11,005	31,340
General Fund Transfer	24,923	23,088	24,285	26,436	28,308	127,040	30,514	32,517	34,764	37,042	39,580	174,417
Tourism Revenues	445	458	472	486	501	2,363	516	531	547	564	581	2,739
Interest	250	250	250	250	250	1,250	250	250	250	250	250	1,250
Other	995	976	832	833	1,834	5,470	1,992	936	937	238	239	4,342
School Construction funding	197	197	197	200	200	991	200	200	200	200	200	1,000
CIP Revenues	30,421	29,693	32,054	33,640	35,588	161,396	37,169	39,331	41,408	45,325	51,854	215,087
Allocation of Local Revenues												
Gen Gov Pay-as-you-go Projects	10,708	8,202	7,775	8,579	9,395	44,659	8,504	9,550	8,212	7,498	9,099	42,863
Stormwater Pay-as-you-go Projects	450	650	725	800	950	3,575	1,000	1,000	1,000	1,000	1,000	5,000
School Pay-as-you-go Projects	1,597	1,600	1,600	1,900	1,900	8,597	1,915	1,915	1,915	725	725	7,195
Total Pay-as-you-go Projects	12,755	10,452	10,100	11,279	12,245	56,831	11,419	12,465	11,127	9,223	10,824	55,058
Gen Gov Required Debt Service	1,929	1,930	4,691	5,433	6,607	20,590	8,084	8,824	9,475	10,695	10,816	47,894
School Required Debt Service	11,014	11,293	11,828	12,433	13,039	59,606	12,769	13,332	13,776	14,403	14,486	68,765
Total Required Debt Service	12,943	13,223	16,519	17,866	19,646	80,196	20,854	22,155	23,251	25,097	25,303	116,659
Allocation of Local Revenues	25,698	23,675	26,619	29,145	31,891	137,027	32,273	34,620	34,378	34,320	36,127	171,717
Cumulative Contingency Reserve	4,723	6,018	5,435	4,495	3,697		4,897	4,711	7,031	11,005	15,727	
Pay-as-you-go as a % of Allocation of Total Revenues	42%	35%	32%	34%	34%	35%	31%	32%	27%	20%	21%	26%

