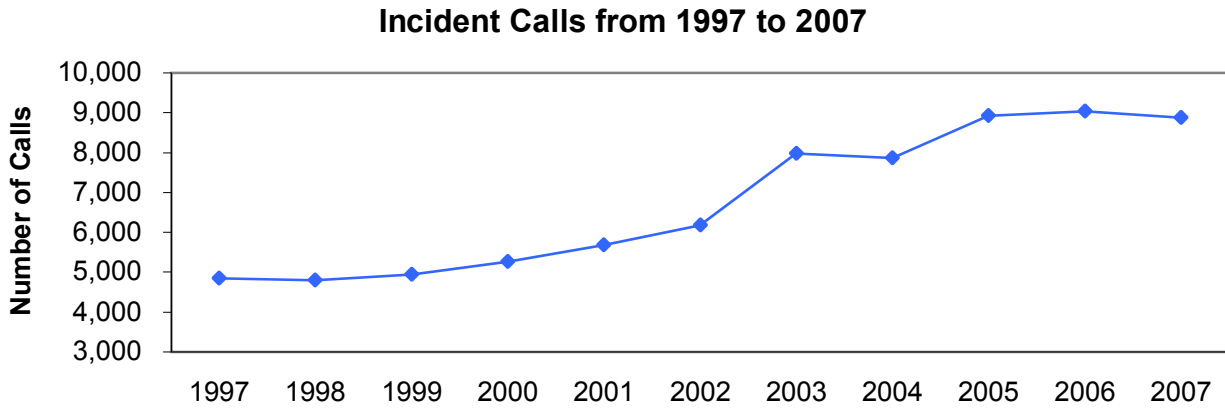


Fire and Rescue Call Load

The Fire and Rescue call volume for Albemarle County has been steadily increasing over the years due to growth in the County's population and commercial base. The number of calls did decline in 2004 and 2007 but, in the past few years, has hovered around 9,000 per year.



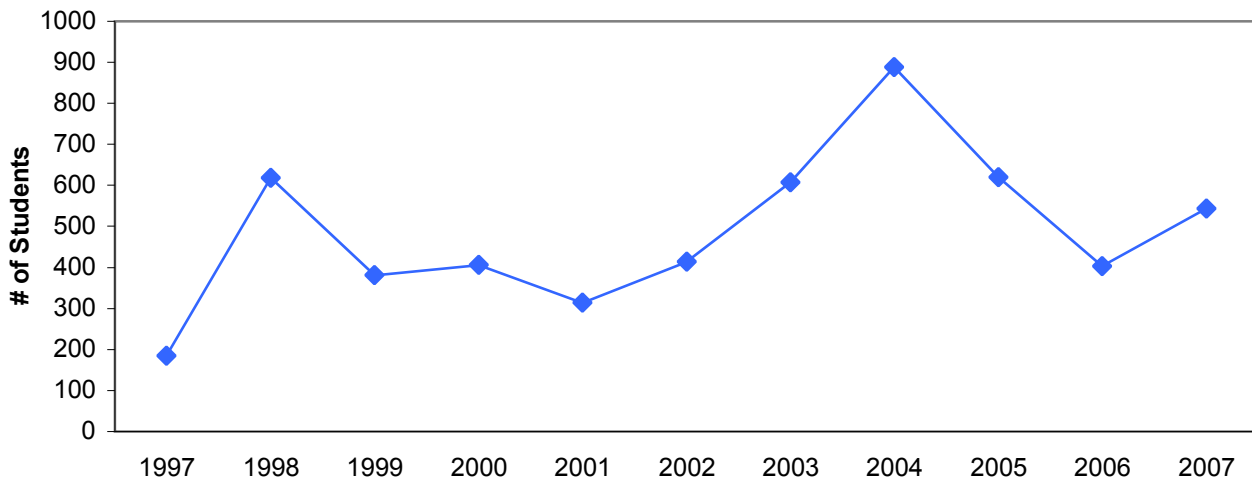
Total Calls from 1997 to 2004

Year	<u>1997</u>	<u>1998</u>	<u>1999</u>	<u>2000</u>	<u>2001</u>	<u>2002</u>
Total Calls	4,840	4,803	4,939	5,263	5,687	6,181

Year	<u>2003</u>	<u>2004</u>	<u>2005</u>	<u>2006</u>	<u>2007</u>
Total Calls	7,976	7,859	8,932	9,041	8,879

Source: 1997-2004 figures are taken from the 2005 Albemarle County Community Profile. 2005-07 Data is from John Oprandy, Deputy Chief, Albemarle County Department of Fire and Rescue, 3 September 2008.

Number of Students Attending Fire and Rescue Training Fell after 2004, but Increased after 2006



Fire and Rescue Training

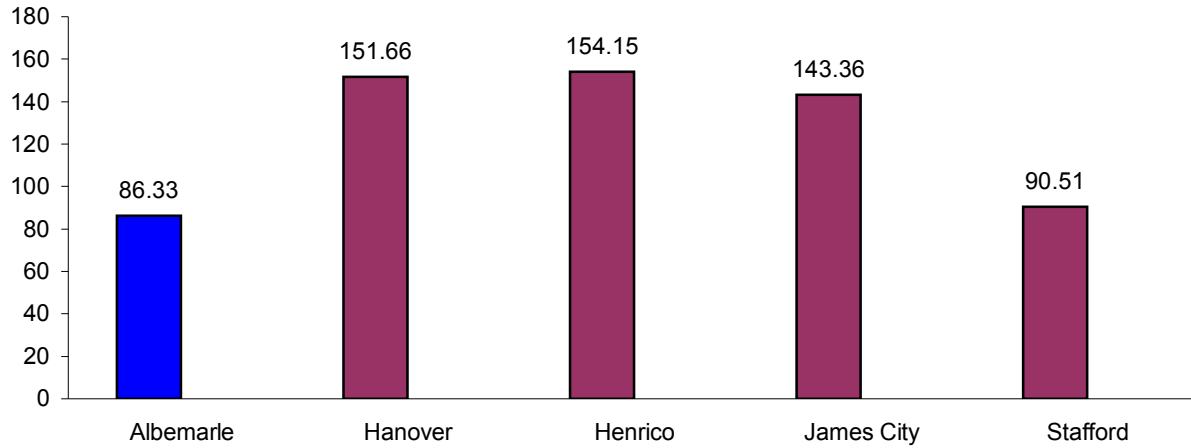
There are several classes offered through the Fire and Rescue programs. The number of classes offered vary from year to year, as does the attendance of students. As of 2007 there was an increase in enrollments after two years of declines.

The graph shows the number of students enrolled for training from 1997-2007.

	<u>1997</u>	<u>1998</u>	<u>1999</u>	<u>2000</u>	<u>2001</u>	<u>2002</u>
Students	184	618	381	405	313	414
% change	N/A	235.9%	-38.3%	6.3%	-22.7%	32.3%
	<u>2003</u>	<u>2004</u>	<u>2005</u>	<u>2006</u>	<u>2007</u>	
Students	607	888	620	402	543	
% change	46.6%	46.3%	-30.2%	-35.2%	35.1%	

Source: Christina Davis, Department of Fire and Rescue
 Prior to 04-05: Albemarle County Department of Fire and Rescue, Annual Report, cited 10 July 2007.

Fire and Rescue Per Capita Expenditure for Albemarle County was the Lowest Among Peer Counties in FY 2006-07



Fire and Rescue Per Capita Expenditures, FY 2007

In the fiscal year 2006-07, Albemarle County spent \$86.33 per capita on Fire and Rescue. This was the lowest per capita amount spent among the peer counties.

County	Per Capita Exp. (\$)
Albemarle	86.33
Hanover	151.66
Henrico	154.15
James City	143.36
Stafford	90.51

Source: Commonwealth of Virginia, Auditor of Public Accounts, *Comparative Report of Local Government Revenue and Expenditures for the Fiscal Year Ended June 30, 2007*, Exhibit C-3.